

UL 1007 CSA TR-64

Heat-resistant PVC Insulated Wire



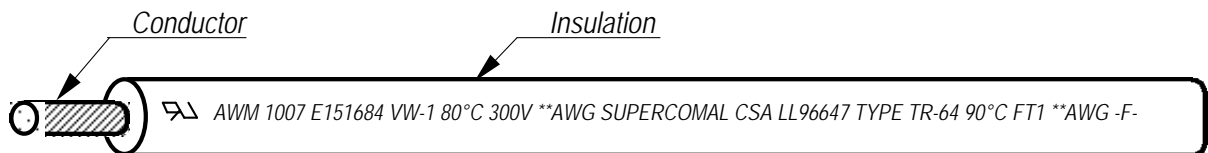
Features :

- Bare/Tinned annealed, stranded or solid conductor.
- Colour-coded PVC insulated.
- Rating temperature : 80°C (CSA : 90°C)
- Rating voltage : 300V
- Flammability : UL VW-1 / CSA FT1 / Japan -F-
- Uniform thickness of wire enable easy stripping & cutting.

Application :

- For internal wiring of electrical and electronic equipment.

Construction and Characteristics :



Type	Conductor			Insulation		Max. cond. resistance 25°C (Ω/km)	Min. ins. resistance 20°C (MΩ/km)	Dielectric withstand voltage (AC/1 min)	Packing Length per roll
	Size (AWG)	Stranding (No/mm)	Strand O.D (mm)	Thickness Average (mm)	Nominal O.D. (mm)				
Stranded (Bare) or (Tinned)	28	7/0.127	0.39	0.43	1.25	242.02	15	2000	2000Ft (610M)
	26	7/0.160	0.49	0.43	1.35	152.21			
	24	11/0.160	0.61	0.42	1.45	95.28			
	22	17/0.160	0.76	0.47	1.70	56.1			
	20	21/0.180	0.95	0.42	1.80	35.3			
	18	34/0.180	1.21	0.47	2.15	22.2			
	16	26/0.254	1.50	0.45	2.40	14.0			
TOP or OS-1	28	7/0.127	0.39	0.43	1.25	242.02	15	2000	2000Ft (610M)
	26	7/0.160	0.49	0.43	1.35	152.21			
	24	7/0.200	0.61	0.42	1.45	95.28			
	22	7/0.254	0.78	0.46	1.70	56.1			
Solid	24	1/0.511	0.51	0.41	1.35	91.16	15	2000	2000Ft (610M)
	22	1/0.643	0.64	0.42	1.50	55.3			
	20	1/0.813	0.81	0.44	1.70	34.6			
	18	1/1.020	1.02	0.44	1.90	21.8			

Remark : 1. Under UL Subject 758, the minimum thickness is 0.381mm (average) and 0.330mm (at any point).
 2. If you have special technical requirements, please inform us. Meet and exceed customer expectation is our commitment.

UL 1015 CSA TEW

Heat-resistant PVC Insulated Wire



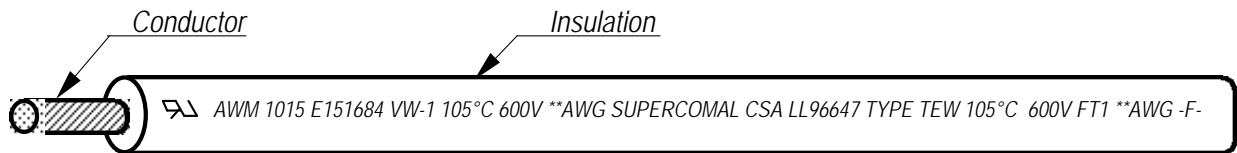
Features :

- Bare/Tinned annealed, stranded or solid conductor.
- Colour-coded PVC insulated.
- Rating temperature : 105°C
- Rating voltage : 600V
- Flammability : UL VW-1 / CSA FT1 / Japan -F-
- Uniform thickness of wire enable easy stripping & cutting.

Application :

- For internal wiring of electrical and electronic equipment.

Construction and Characteristics :



Type	Conductor			Insulation		Max. cond. resistance 25°C (Ω/km)	Min. ins. resistance 20°C (MΩ/km)	Dielectric withstand voltage (AC/1 min)	Packing Length per roll ft			
	Size (AWG)	Stranding (No/mm)	Strand O.D	Thickness Average mm	Nominal O.D. mm							
Stranded (Bare) or (Tinned)	28	7/0.127	0.39	0.80	2.00	242.02	15	2000	28-18# 2000Ft (610M)			
	26	7/0.160	0.49	0.80	2.10	152.21						
	24	11/0.160	0.61	0.79	2.20	95.28						
	22	17/0.160	0.76	0.82	2.40	56.1						
	20	21/0.180	0.95	0.82	2.60	35.3						
	18	34/0.180	1.21	0.79	2.80	22.2						
	16	26/0.254	1.50	0.85	3.20	14.0						
	14	41/0.254	1.88	0.86	3.60	8.78						
	12	66/0.254	2.38	0.81	4.00	5.53						
	10	105/0.254	3.01	1.04	5.10	3.48						
TOP or OS-1	28	7/0.127	0.39	0.80	2.00	242.02	15	2000	16-10# 1000Ft (305M)			
	26	7/0.160	0.49	0.80	2.10	152.21						
	24	7/0.200	0.61	0.79	2.20	95.28						
	22	7/0.254	0.78	0.81	2.40	56.1						
Solid	24	1/0.511	0.51	0.79	2.10	91.16				15	2000	16-10# 1000Ft (305M)
	22	1/0.643	0.64	0.82	2.30	55.3						
	20	1/0.813	0.81	0.84	2.50	34.6						
	18	1/1.020	1.02	0.84	2.70	21.8						

Remark : 1. Under UL Subject 758, the minimum thickness is 0.762mm (average) and 0.686mm (at any point).
2. If you have special technical requirements, please inform us. Meet and exceed customer expectation is our commitment.

UL 1061 CSA AWM IA

Heat-resistant Semi-rigid PVC Insulated Wire



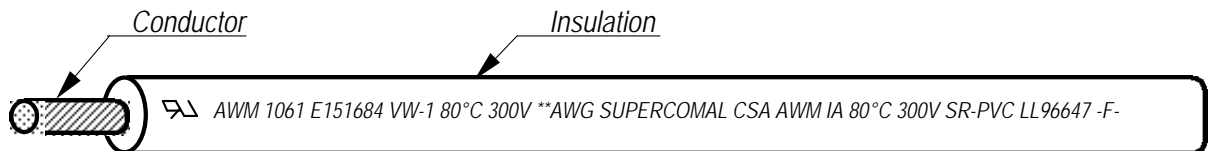
Features :

- Bare/Tinned annealed, stranded or solid conductor.
- Colour-coded PVC insulated.
- Rating temperature : 80°C
- Rating voltage : 300V
- Flammability : UL VW-1 / CSA FT1 / Japan -F-
- Uniform thickness of wire enable easy stripping & cutting.
- Excellent abrasion and cut through resistance.
- Small outer diameter saves space.

Application :

- For internal wiring of electrical and electronic equipment.
- Wiring of small equipment where space is limited.

Construction and Characteristics :



Type	Conductor			Insulation		Max. cond. resistance 25°C (Ω/km)	Min. ins. resistance 20°C (MΩ/km)	Dielectric withstand voltage (AC/1 min)	Packing Length per roll
	Size (AWG)	Stranding (No/mm)	Strand O.D (mm)	Thickness Average (mm)	Nominal O.D. (mm)				
Stranded (Bare) or (Tinned)	28	7/0.127	0.39	0.28	0.95	242.02	10	2000	4000Ft (1220M)
	26	7/0.160	0.49	0.28	1.05	152.21			
	24	11/0.160	0.61	0.27	1.15	95.28			
	22	17/0.160	0.76	0.32	1.40	56.1			
	20	21/0.180	0.95	0.33	1.60	35.3			
	18	34/0.180	1.21	0.32	1.85	22.2			
	16	26/0.254	1.50	0.32	2.15	14.0			
TOP or OS-1	28	7/0.127	0.39	0.28	0.95	242.02			
	26	7/0.160	0.49	0.28	1.05	152.21			
	24	7/0.200	0.61	0.27	1.15	95.28			
	22	7/0.254	0.78	0.31	1.40	56.1			
Solid	24	1/0.511	0.51	0.26	1.05	91.16			
	22	1/0.643	0.64	0.32	1.30	55.3			
	20	1/0.813	0.81	0.34	1.50	34.6			
	18	1/1.020	1.02	0.36	1.75	21.8			

Remark : 1. Under UL Subject 758, the minimum thickness is 0.229mm (average) and 0.178mm (at any point).
2. If you have special technical requirements, please inform us. Meet and exceed customer expectation is our commitment.

UL 1185 CSA TR-64

Heat-resistant PVC Insulated Shielded Wire



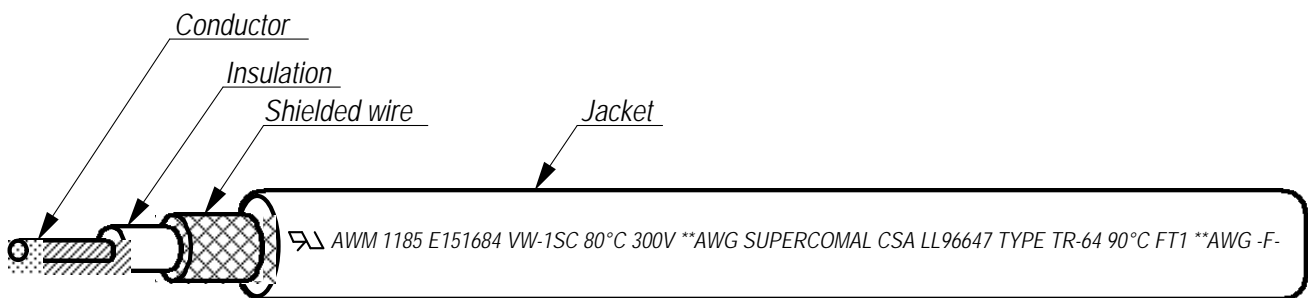
Features :

- Stranded bare/tinned annealed conductor.
- Colour-coded PVC insulated.
- Overall tinned or bare copper shielded.
- Colour-coded PVC jacketed.
- Rating temperature : 80°C (CSA : 90°C)
- Rating voltage : 300V
- Flammability : UL VW-1SC / CSA FT1 / Japan -F-
- Use of spiral shield enable fast and simple termination.

Application :

- For internal wiring of electrical and electronic equipment requiring heat resistance.

Construction and Characteristics :



Conductor			Insulation		Shielded		Jacket		Max. cond. resistance 25°C (Ω/km)	Min. ins. resistance 20°C (MΩ/km)	Dielectric withstand voltage (AC/1 min)	Packing Length per roll (610m)
Type	Size (AWG)	Strand (No/mm)	Strand O.D (mm)	Thickness Average (mm)	Nom. O.D. (mm)	Size (mm)	Nom. O.D. (mm)	Thickness Average (mm)				
Stranded (Bare) or (Tinned)	28	7/0.127	0.39	0.43	1.25	0.10	1.45	0.47	2.40	242.02	5	1000
	26	7/0.160	0.49	0.43	1.35	0.10	1.55	0.52	2.60	152.21		
	24	11/0.160	0.61	0.42	1.45	0.10	1.65	0.57	2.80	95.28		
	22	17/0.160	0.76	0.47	1.70	0.10	1.90	0.55	3.00	56.1		
	20	21/0.180	0.95	0.43	1.80	0.10	2.00	0.60	3.20	35.3		
	18	34/0.180	1.21	0.47	2.15	0.10	2.35	0.52	3.40	22.2		
	16	26/0.254	1.50	0.45	2.40	0.10	2.60	0.50	3.60	14.0		

Remark : 1. Under UL Subject 758, the minimum thickness for insulation wire and jacket is 0.381mm (average) and 0.330mm (at any point).
 2. If you have special technical requirements, please inform us. Meet and exceed customer expectation is our commitment.

UL 1533

Heat-resistant Semi-rigid PVC Insulated Shielded Wire



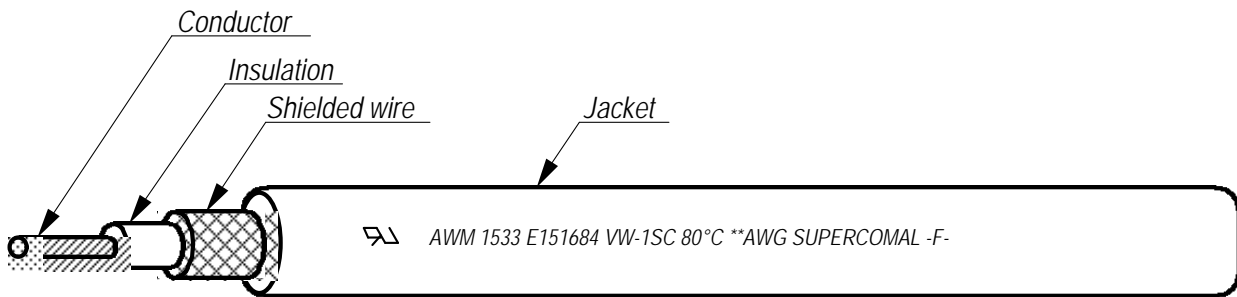
Features :

- Stranded bare/tinned annealed conductor.
- Semi-rigid PVC insulated.
- Overall tinned or bare copper shielded.
- Colour-coded PVC jacketed.
- Rating temperature : 80°C
- Rating voltage : Not specified.
- Flammability : UL VW-1SC / Japan -F-
- Use of spiral shield enable fast and simple termination.
- Small diameter saves space.

Application :

- For internal wiring of electronic equipment where not exposed to movement or mechanical abuse.

Construction and Characteristics :



Conductor			Insulation		Shielded		Jacket		Max. cond. resistance 25°C (Ω/km)	Min. ins. resistance 20°C (MΩ/km)	Dielectric withstand voltage (AC/1 min)	Packing Length per roll	
Type	Size (AWG)	Strand (No/mm) Strand O.D (mm)	Thickness Average (mm)	Nom. O.D. (mm)	Size (mm) Nom. O.D. (mm)	Thickness Average (mm)	Nom. O.D. (mm)						
Stranded (Bare) or (Tinned)	28	7/0.127	0.39	0.28	0.95	0.10	1.15	0.35	1.85	242.02	10	1500	2000ft (610M)
	26	7/0.160	0.49	0.28	1.05	0.10	1.25	0.35	1.95	152.21			
	24	11/0.160	0.61	0.27	1.15	0.10	1.35	0.35	2.05	95.28			
	22	17/0.160	0.76	0.24	1.25	0.10	1.55	0.37	2.30	56.1			

- Remark :
1. Under UL Subject 758, the minimum thickness for insulation is 0.229mm (average) and 0.178mm (at any point). While, for the jacket is 0.304mm (average) and 0.254mm(at any point).
 2. If you have special technical requirements, please inform us. Meet and exceed customer expectation is our commitment.

UL 1571

Semi-rigid PVC Insulated Wire



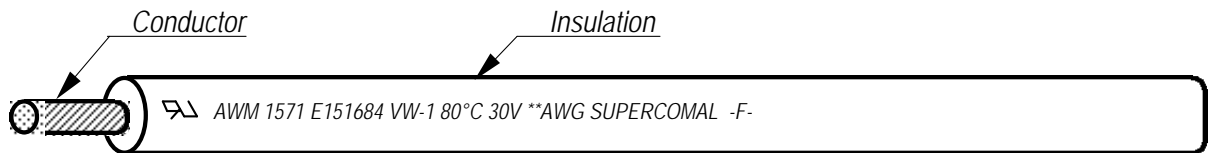
Features :

- Bare/Tinned annealed, stranded or solid conductor.
- Colour-coded PVC insulated.
- Rating temperature : 80°C
- Rating voltage : 30V
- Flammability : UL VW-1 / Japan -F-
- Uniform thickness of wire enable easy stripping & cutting.
- Excellent abrasion and cut through resistance.
- Small outer diameter saves space.

Application :

- Internal wiring of small electronic equipment.
- Internal wiring of micro-cassette tape recorder, player, radio receiver etc.

Construction and Characteristics :



Type	Conductor			Insulation		Max. cond. resistance 25°C (Ω/km)	Min. ins. resistance 20°C (MΩ/km)	Dielectric withstand voltage (AC/1 min)	Packing Length per roll			
	Size (AWG)	Stranding (No/mm)	Strand O.D (mm)	Thickness Average (mm)	Nominal O.D. (mm)							
Stranded (Bare) or (Tinned)	28	7/0.127	0.39	0.23	0.85	242.02	5	500	4000Ft (1220M)			
	26	7/0.160	0.49	0.23	0.95	152.21						
	24	11/0.160	0.61	0.22	1.05	95.28						
	22	17/0.160	0.76	0.22	1.20	56.1						
TOP or OS-1	28	7/0.127	0.39	0.23	0.85	242.02				5	500	4000Ft (1220M)
	26	7/0.160	0.49	0.23	0.95	152.21						
	24	7/0.200	0.61	0.22	1.05	95.28						
	22	7/0.254	0.78	0.21	1.20	56.1						
Solid	24	1/0.511	0.51	0.21	0.95	91.16	5	500	4000Ft (1220M)			
	22	1/0.643	0.64	0.22	1.10	55.3						

Remark : 1. Under UL Subject 758, the minimum thickness is 0.051mm (at any point).

2. If you have special technical requirements, please inform us. Meet and exceed customer expectation is our commitment.

UL 1617

Heat-resistant PVC Double-Insulated Wire



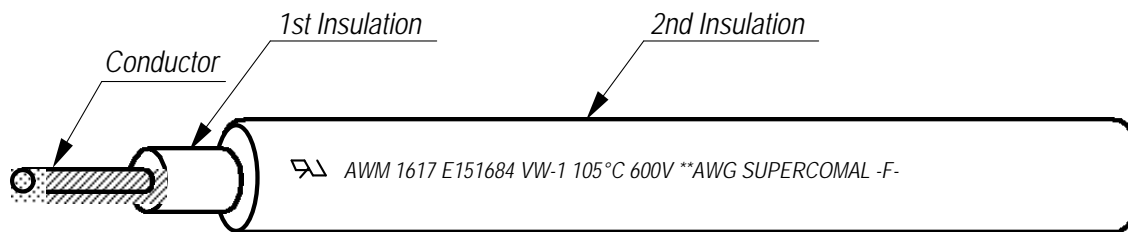
Features :

- Bare/Tinned annealed, stranded or solid conductor.
- Colour-coded PVC insulated & jacketed.
- Rating temperature : 105°C
- Rating voltage : 600V
- Flammability : UL VW-1 / Japan -F-
- Uniform thickness of wire enable easy stripping & cutting.
- Excellent abrasion resistance & mechanical strength.

Application :

- For internal wiring of electrical and electronic equipment.

Construction and Characteristics :



Conductor			1st Insulation		2nd Insulation		Max. cond. resistance 25°C (Ω/km)	Min. ins. resistance 20°C (MΩ/km)	Dielectric withstand voltage (AC/1 min)	Packing Length per roll					
Type	Size (AWG)	Stranding (No/mm)	Strand O.D (mm)	Thickness Average (mm)	Nom. O.D. (mm)	Thickness Average (mm)					Nom. O.D. (mm)				
Stranded (Bare) or (Tinned)	26	7/0.160	0.49	0.78	2.05	0.27	2.60	152.21	15	2000	2000Ft (610M)				
	24	11/0.160	0.61	0.77	2.15	0.32	2.80	95.28							
	22	17/0.160	0.76	0.79	2.35	0.32	3.00	56.1							
	20	21/0.180	0.95	0.80	2.55	0.32	3.20	35.3							
	18	34/0.180	1.21	0.77	2.75	0.32	3.40	22.2							
TOP or OS-1	26	7/0.160	0.49	0.78	2.05	0.27	2.60	152.21			15	2000	1000Ft (305M)		
	24	7/0.200	0.61	0.77	2.15	0.32	2.80	95.28							
	22	7/0.254	0.78	0.78	2.35	0.32	3.00	56.1							
Solid	24	1/0.511	0.51	0.79	2.10	0.30	2.70	91.16					15	2000	
	22	1/0.643	0.64	0.80	2.25	0.32	2.90	55.3							
	20	1/0.813	0.81	0.81	2.45	0.32	3.10	34.6							
	18	1/1.020	1.02	0.81	2.65	0.32	3.30	21.8							

- Remark :
1. Under UL Subject 758, the minimum thickness for insulation is 0.762mm (average) and 0.686mm (at any point). While, for the jacket is 0.178mm (average) and 0.127mm(at any point).
 2. If you have special technical requirements, please inform us. Meet and exceed customer expectation is our commitment.

UL 1672

Heat-resistant PVC Double-Insulated Wire



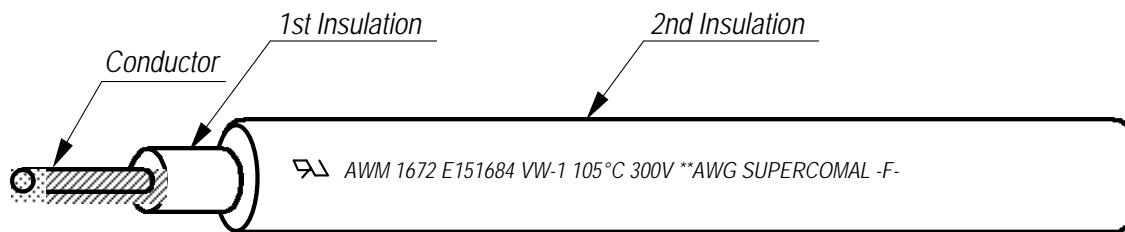
Features :

- Bare/Tinned annealed, stranded or solid conductor.
- Colour-coded PVC insulated & jacketed.
- Rating temperature : 105°C
- Rating voltage : 300V
- Flammability : UL VW-1 / Japan -F-
- Uniform thickness of wire enable easy stripping & cutting.
- Excellent abrasion resistance & mechanical strength.

Application :

- For internal wiring of electrical and electronic equipment.

Construction and Characteristics :



Conductor			1st Insulation		2nd Insulation		Max. cond. resistance 25°C (Ω/km)	Min. ins. resistance 20°C (MΩ/km)	Dielectric withstand voltage (AC/1 min)	Packing Length per roll					
Type	Size (AWG)	Stranding (No/mm)	Strand O.D (mm)	Thickness Average (mm)	Nom. O.D. (mm)	Thickness Average (mm)					Nom. O.D. (mm)				
Stranded (Bare) or (Tinned)	26	7/0.160	0.49	0.43	1.35	0.42	2.20	152.21	15	4000	2000Ft (610M)				
	24	11/0.160	0.61	0.42	1.45	0.47	2.40	95.28							
	22	17/0.160	0.76	0.47	1.70	0.45	2.60	56.1							
	20	21/0.180	0.95	0.42	1.80	0.50	2.80	35.3							
	18	34/0.180	1.21	0.47	2.15	0.42	3.00	22.2							
TOP or OS-1	26	7/0.160	0.49	0.43	1.35	0.42	2.20	152.21			15	4000	1000Ft (305M)		
	24	7/0.200	0.61	0.42	1.45	0.47	2.40	95.28							
	22	7/0.254	0.78	0.47	1.70	0.45	2.60	56.1							
Solid	24	1/0.511	0.51	0.41	1.35	0.42	2.20	91.16					15	4000	1000Ft (305M)
	22	1/0.643	0.64	0.42	1.50	0.45	2.40	55.3							
	20	1/0.813	0.81	0.44	1.70	0.45	2.60	34.6							
	18	1/1.020	1.02	0.44	1.90	0.45	2.80	21.8							

- Remark :
1. Under UL Subject 758, the minimum thickness for insulation is 0.381mm (average) and 0.330mm (at any point). While, for the jacket is 0.305mm (average) and 0.254mm(at any point).
 2. If you have special technical requirements, please inform us. Meet and exceed customer expectation is our commitment.

UL 1759

PVC Insulated Wire for Appliance Hook Up Use



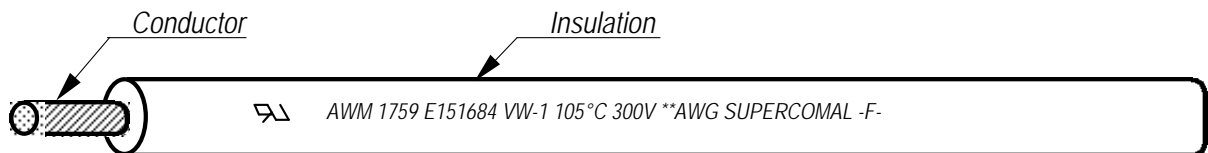
Features :

- Bare/Tinned annealed, stranded or solid conductor.
- Colour-coded PVC insulated.
- Rating temperature : 105°C
- Rating voltage : 300V
- Flammability : UL VW-1 / Japan -F-
- Uniform thickness of wire enable easy stripping & cutting.

Application :

- For internal wiring of electrical and electronic equipment.

Construction and Characteristics :



Type	Conductor			Insulation		Max. cond. resistance 25°C (Ω/km)	Min. ins. resistance 20°C (MΩ/km)	Dielectric withstand voltage (AC/1 min)	Packing Length per roll
	Size (AWG)	Stranding (No/mm)	Strand O.D	Thickness Average mm	Nominal O.D. mm				
Stranded (Bare) or (Tinned)	28	7/0.127	0.39	0.43	1.25	242.02	15	2000	2000Ft (610M)
	26	7/0.160	0.49	0.43	1.35	152.21			
	24	11/0.160	0.61	0.42	1.45	95.28			
	22	17/0.160	0.76	0.47	1.70	56.1			
	20	21/0.180	0.95	0.42	1.80	35.3			
	18	34/0.180	1.21	0.47	2.15	22.2			
	16	26/0.254	1.50	0.45	2.40	14.0			
TOP or OS-1	28	7/0.127	0.39	0.43	1.25	242.02	15	2000	2000Ft (610M)
	26	7/0.160	0.49	0.43	1.35	152.21			
	24	7/0.200	0.61	0.42	1.45	95.28			
	22	7/0.254	0.78	0.46	1.70	56.1			
Solid	24	1/0.511	0.51	0.41	1.35	91.16	15	2000	2000Ft (610M)
	22	1/0.643	0.64	0.42	1.50	55.3			
	20	1/0.813	0.81	0.44	1.70	34.6			
	18	1/1.020	1.02	0.44	1.90	21.8			

Remark : 1. Under UL Subject 758, the minimum thickness is 0.381mm (average) and 0.330mm (at any point).

2. If you have special technical requirements, please inform us. Meet and exceed customer expectation is our commitment.

UL 1984

PVC Insulated Wire



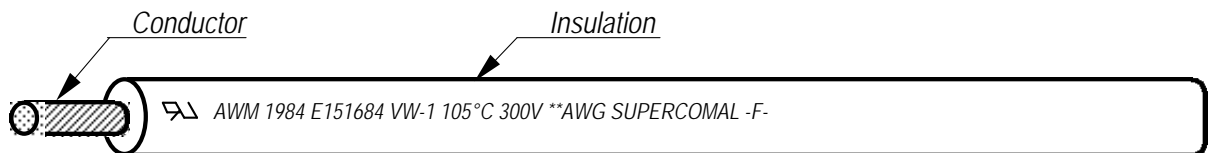
Features :

- Bare/Tinned annealed, stranded or solid conductor.
- Colour-coded PVC insulated.
- Rating temperature : 105°C
- Rating voltage : 300V
- Flammability : UL VW-1 / Japan -F-
- Uniform thickness of wire enable easy stripping & cutting.

Application :

- For further processing as single conductor in multi-conductor jacket cables or flat ribbon type cables.

Construction and Characteristics :



Type	Conductor			Insulation		Max. cond. resistance 25°C (Ω/km)	Min. ins. resistance 20°C (MΩ/km)	Dielectric withstand voltage (AC/1 min)	Packing Length per roll
	Size (AWG)	Stranding (No/mm)	Strand O.D (mm)	Thickness Average (mm)	Nominal O.D. (mm)				
Stranded (Bare) or (Tinned)	28	7/0.127	0.39	0.43	1.25	242.02	15	2000	2000Ft (610M)
	26	7/0.160	0.49	0.43	1.35	152.21			
	24	11/0.160	0.61	0.42	1.45	95.28			
	22	17/0.160	0.76	0.47	1.70	56.1			
	20	21/0.180	0.95	0.42	1.80	35.3			
	18	34/0.180	1.21	0.47	2.15	22.2			
	16	26/0.254	1.50	0.45	2.40	14.0			
TOP or OS-1	28	7/0.127	0.39	0.43	1.25	242.02	15	2000	2000Ft (610M)
	26	7/0.160	0.49	0.43	1.35	152.21			
	24	7/0.200	0.61	0.42	1.45	95.28			
	22	7/0.254	0.78	0.46	1.70	56.1			
Solid	24	1/0.511	0.51	0.41	1.35	91.16	15	2000	2000Ft (610M)
	22	1/0.643	0.64	0.42	1.50	55.3			
	20	1/0.813	0.81	0.44	1.70	34.6			
	18	1/1.020	1.02	0.44	1.90	21.8			

Remark : 1. Under UL Subject 758, the minimum thickness is 0.381mm (average) and 0.330mm (at any point).
2. If you have special technical requirements, please inform us. Meet and exceed customer expectation is our commitment.



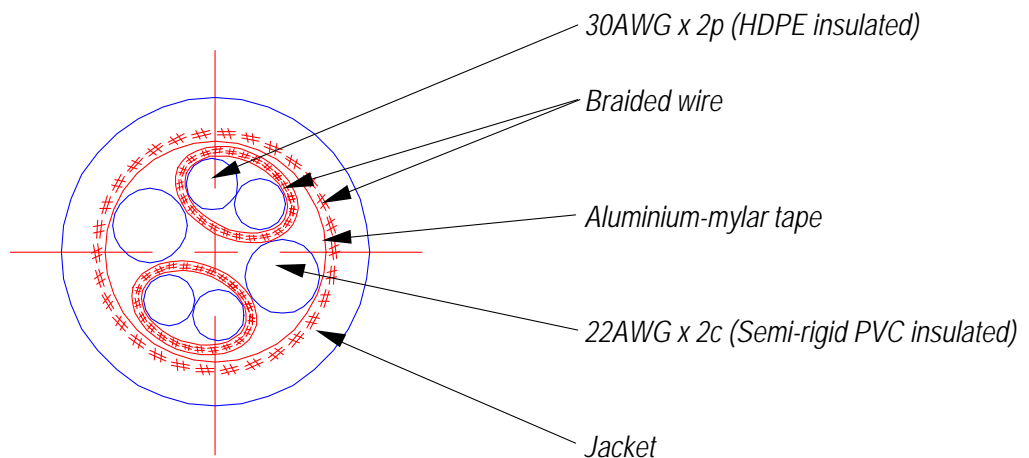
Features :

- Stranded tinned annealed conductor
- Multi-conductor Semi-rigid PVC or Polyethylene insulated.
- 100% Aluminium mylar shield
- Tinned copper braid shield
- Colour-coded PVC jacketed.

Application :

- For Internal wiring or external inter-connection of electronic equipment.

Construction and Characteristics :



Testing Standard : IEEE 1394

Test Item	Required Value
Characteristics Impedance	110 ± 6 W
Attenuation (db/4.5m max.)	100MHz: 2.3 200MHz: 3.2 400MHz: 5.8
Propagation Delay (ns/m max.)	5.05
Propagation Skew (ps/4.5m max.)	400
Cross-talk (1~75MHz) (db max.)	-26



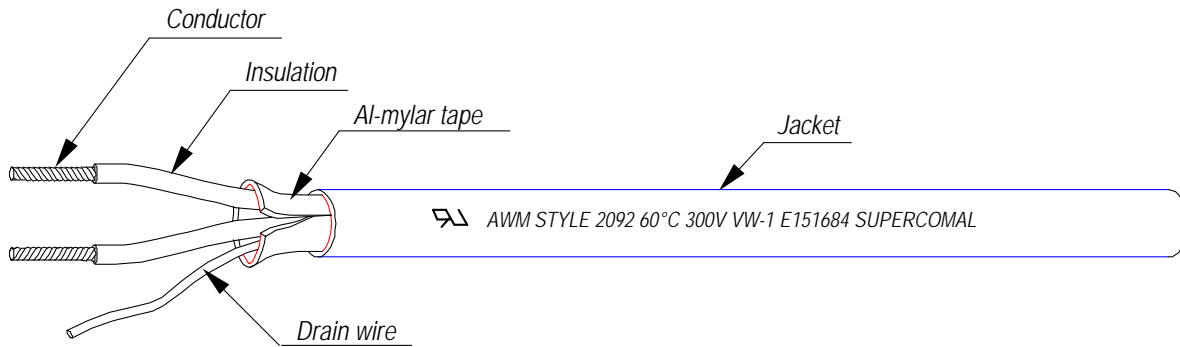
Features :

- Stranded tinned annealed conductor.
- Two-conductor Polyethylene insulated.
- 100% Aluminium mylar shield with drain wire.
- Colour-coded PVC jacketed.
- Rating temperature : 60°C
- Rating voltage : 300V
- Flammability : UL VW-1

Application :

- Internal wiring of electronic equipment.

Construction and Characteristics :



Conductor				Insulation				Jacket		Max. cond. resistance 25°C (Ω/km)	Min. ins. resistance 20°C (MΩ/km)	Dielectric withstand voltage (AC/1 min)	Packing Length per roll
Type	Size (AWG)	Strand (No/mm)	Strand O.D (mm)	Thickness Average (mm)	Nom. O.D. (mm)	No. of core	Strand O.D (mm)	Thickness Average (mm)	Nom. O.D. (mm)				
Stranded tinned copper	24	7/0.254	0.78	0.41	1.60	2	3.25	0.57	4.40	95.28	5	3000	1000Ft (305M)
	18	17/0.254	1.21	0.44	2.10	2	4.25	0.67	5.60	152.21			500ft (153M)

Remark : 1. Under UL Subject 758, the minimum thickness for insulation and jacket is 0.381mm (average) and 0.330mm (at any point).

2. If you have special technical requirements, please inform us. Meet and exceed customer expectation is our commitment.

UL 2464 CSA I/III A

Heat-resistant Semi-rigid PVC Insulated Computer Cable



SUPERCOMAL

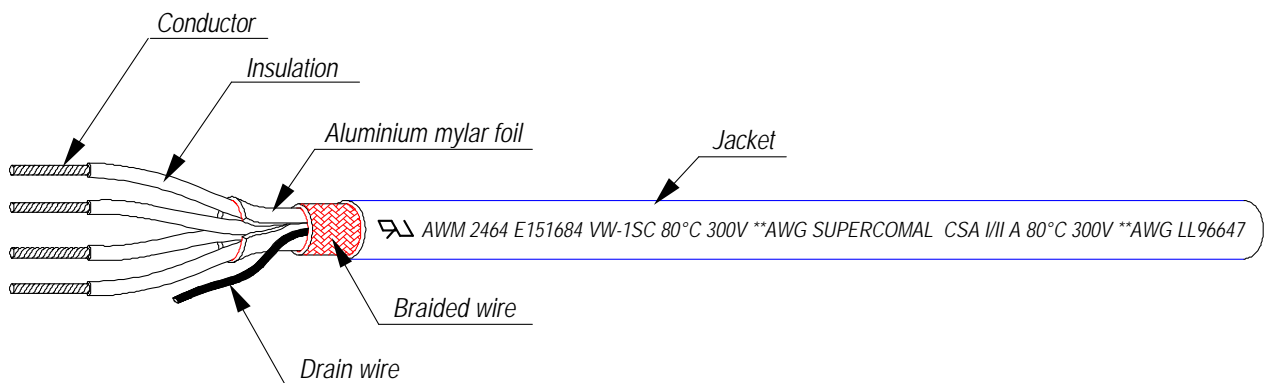
Features :

- Stranded bare/tinned annealed conductor.
- Multi-conductor Semi-rigid PVC insulated.
- 100% Aluminium mylar shield with drain wire.
- Tinned copper braid shield with 65% coverage.
- Colour-coded PVC jacketed.
- Rating temperature : 80°C
- Rating voltage : 300V
- Flammability : UL VW-1SC / CSA I/IIIA

Application :

- Control, instrumentation and computer cable for EIA RS-232 and CAD/CAM applications.

Construction and Characteristics :



Conductor			Insulation			Braided		Jacket		Max. cond. resistance 25°C (Ω/km)	Min. ins. resistance 20°C (MΩ/km)	Dielectric withstand voltage (AC/1 min)	Packing Length per roll
Type	Size (AWG)	Strand (No/mm)	Strand O.D (mm)	Thickness Average (mm)	Nom. O.D. (mm)	No. of core	Size (mm)	Nom. O.D. (mm)	Thickness Average (mm)				
Stranded (Bare) or (Tinned)	28	7/0.127	0.39	0.28	0.95	4	0.12	2.72	1.04	4.80	242.02	15	1500
						9	0.12	3.82	0.99	5.80			
						15	0.12	4.78	1.01	6.80			
						25	0.12	6.02	0.99	8.00			
						37	0.12	7.20	1.00	9.20			
	26	7/0.160	0.49	0.25	1.00	4	0.12	2.84	0.98	4.80	152.21	15	1500
						9	0.12	4.00	1.00	6.00			
						15	0.12	5.00	1.00	7.00			
						25	0.12	6.31	0.99	8.30			
						37	0.12	7.56	1.02	9.60			
	24	7/0.203	0.62	0.26	1.15	4	0.12	3.19	1.00	5.20	95.28	15	1500
						9	0.12	4.51	0.99	6.50			
15						0.12	5.67	1.06	7.80				
25						0.12	7.17	1.01	9.20				
37						0.12	8.61	0.99	10.60				

Remark : 1. Under UL Subject 758, the minimum thickness for insulation is 0.229mm (average) and 0.178mm (at any point). While, for the jacket is 0.762mm (average) and 0.610mm (at any point).

2. If you have special technical requirements, please inform us. Meet and exceed customer expectation is our commitment.

UL 2464 CSA I/II A

Heat-resistant Semi-rigid PVC Insulated Computer Cable



SUPERCOMAL

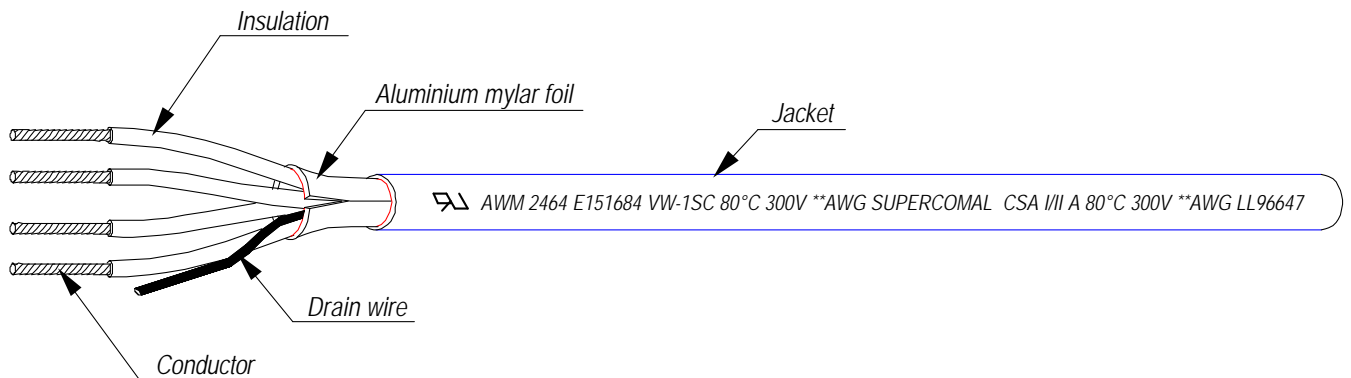
Features :

- Stranded bare/tinned annealed conductor.
- Multi-conductor Semi-rigid PVC insulated.
- 100% Aluminium mylar shield with drain wire.
- Colour-coded PVC jacketed.
- Rating temperature : 80°C
- Rating voltage : 300V
- Flammability : UL VW-1SC / CSA I/II A

Application :

- Control, instrumentation and computer cable for EIA RS-232 and CAD/CAM applications.

Construction and Characteristics :



Conductor				Insulation				Jacket		Max. cond. resistance 25°C (Ω/km)	Min. ins. resistance 20°C (MΩ/km)	Dielectric withstand voltage (AC/1 min)	Packing Length per roll
Type	Size (AWG)	Strand (No/mm)	Strand O.D (mm)	Thickness Average (mm)	Nom. O.D. (mm)	No. of core	Strand O.D (mm)	Thickness Average (mm)	Nom. O.D. (mm)				
Stranded (Bare) or (Tinned)	28	7/0.127	0.39	0.28	0.95	4	2.24	1.03	4.30	242.02	15	1500	1000Ft (305M) or 500ft (153M)
						9	3.34	1.03	5.40				
						15	4.30	1.05	6.40				
						25	5.54	1.03	7.60				
						37	6.72	1.04	8.80				
	26	7/0.160	0.49	0.25	1.00	4	2.36	1.07	4.50	152.21	15	1500	
						9	3.52	1.04	5.60				
						15	4.52	1.04	6.60				
						25	5.83	1.03	7.90				
						37	7.08	1.06	9.20				
	24	7/0.203	0.62	0.26	1.15	4	2.71	1.04	4.80	95.28	15	1500	
						9	4.03	1.03	6.10				
15						5.19	1.05	7.30					
25						6.69	1.05	8.80					
37						8.13	1.03	10.20					

Remark : 1. Under UL Subject 758, the minimum thickness for insulation is 0.229mm (average) and 0.178mm (at any point). While, for the jacket is 0.762mm (average) and 0.610mm(at any point).

2. If you have special technical requirements, please inform us. Meet and exceed customer expectation is our commitment.

UL 2464 CSA I/II A

Heat-resistant Semi-rigid PVC Insulated Computer Cable



SUPERCOMAL

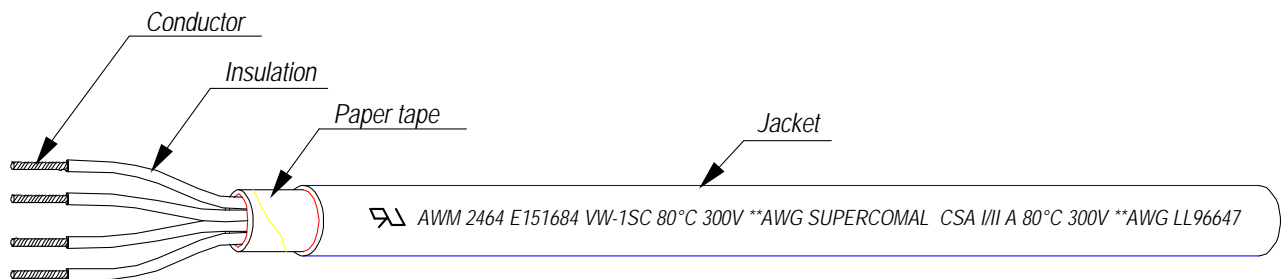
Features :

- Stranded bare/tinned annealed conductor.
- Multi-conductor Semi-rigid PVC insulated.
- 100% paper shield.
- Colour-coded PVC jacketed.
- Rating temperature : 80°C
- Rating voltage : 300V
- Flammability : UL VW-1SC / CSA I/II A

Application :

- Control, instrumentation and computer cable for EIA RS-232 and CAD/CAM applications.

Construction and Characteristics :



Conductor				Insulation				Jacket		Max. cond. resistance 25°C (Ω/km)	Min. ins. resistance 20°C (MΩ/km)	Dielectric withstand voltage (AC/1 min)	Packing Length per roll
Type	Size (AWG)	Strand (No/mm)	Strand O.D (mm)	Thickness Average (mm)	Nom. O.D. (mm)	No. of core	Strand O.D (mm)	Thickness Average (mm)	Nom. O.D. (mm)				
Stranded (Bare) or (Tinned)	28	7/0.127	0.39	0.28	0.95	4	2.33	0.98	4.30	242.02			
						9	3.43	0.98	5.40				
						15	4.39	1.00	6.40				
						25	5.63	0.98	7.60				
						37	6.81	0.99	8.80				
	26	7/0.160	0.49	0.25	1.00	4	2.45	1.02	4.50	152.21	15	1500	1000ft (305M) or 500ft (153M)
						9	3.61	0.99	5.60				
						15	4.61	0.99	6.60				
						25	5.92	0.99	7.90				
						37	7.17	1.01	9.20				
	24	7/0.203	0.62	0.26	1.15	4	2.80	1.00	4.80	95.28			
						9	4.12	0.99	6.10				
15						5.28	1.01	7.30					
25						6.78	1.01	8.80					
37						8.22	0.99	10.20					

Remark : 1. Under UL Subject 758, the minimum thickness for insulation is 0.229mm (average) and 0.178mm (at any point). While, for the jacket is 0.762mm (average) and 0.610mm(at any point).

2. If you have special technical requirements, please inform us. Meet and exceed customer expectation is our commitment.

UL 2468 CSA IA AWM PVC Insulated Speaker Wire



SUPERCOMAL

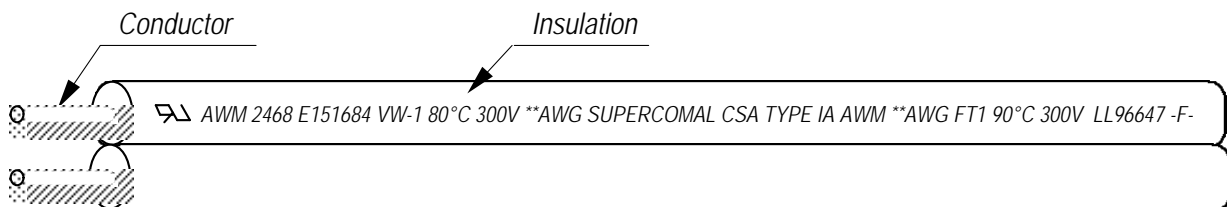
Features :

- Bare/Tinned annealed, stranded, TOP or OS-1
- PVC insulated.
- Rating temperature : 80°C (CSA : 90°C)
- Rating voltage : 300V
- Flammability : UL VW-1 / CSA FT1 / Japan -F-
- Uniform thickness of wire enable easy stripping & cutting

Application :

- For internal wiring of audio / video equipment.

Construction and Characteristics :



Conductor			Insulation			Max. cond. resistance 25°C (Ω/km)	Min. ins. resistance 20°C (MΩ/km)	Dielectric withstand voltage (AC/1 min)	Packing Length per roll				
Type	Size (AWG)	Strand (No/mm)	Strand O.D (mm)	Thickness Average (mm)	Dimension (thickness x width) (mm)								
Stranded (Bare) or (Tinned)	26	7/0.160	0.49	0.45	1.40 x 2.80	152.21	15	2000	2000Ft (610M)				
	24	11/0.160	0.61	0.54	1.70 x 3.40	95.28							
	22	17/0.160	0.76	0.57	1.90 x 3.80	56.1							
	20	21/0.180	0.95	0.57	2.10 x 4.20	35.3							
	18	34/0.180	1.21	0.49	2.20 x 4.40	22.2							
TOP or OS-1	26	7/0.160	0.49	0.45	1.40 x 2.80	152.21			15	2000	or		
	24	7/0.200	0.61	0.54	1.70 x 3.40	95.28							
	22	7/0.254	0.78	0.56	1.90 x 3.80	56.1							
Solid	24	1/0.511	051	0.59	1.70 x 3.40	91.16					15	2000	1000Ft (305M)
	22	1/0.643	064	0.57	1.80 x 3.60	55.3							
	20	1/0.813	081	0.59	2.00 x 4.00	34.6							
	18	1/1.020	1.02	0.59	2.20 x 4.40	21.8							

Remark : 1. Under UL Subject 758, the minimum thickness is 0.381mm (average) and 0.330mm (at any point).
2. If you have special technical requirements, please inform us. Meet and exceed customer expectation is our commitment.

UL 2468 CSA IA AWM

Heat-resistant PVC Insulated Flat Ribbon Wire



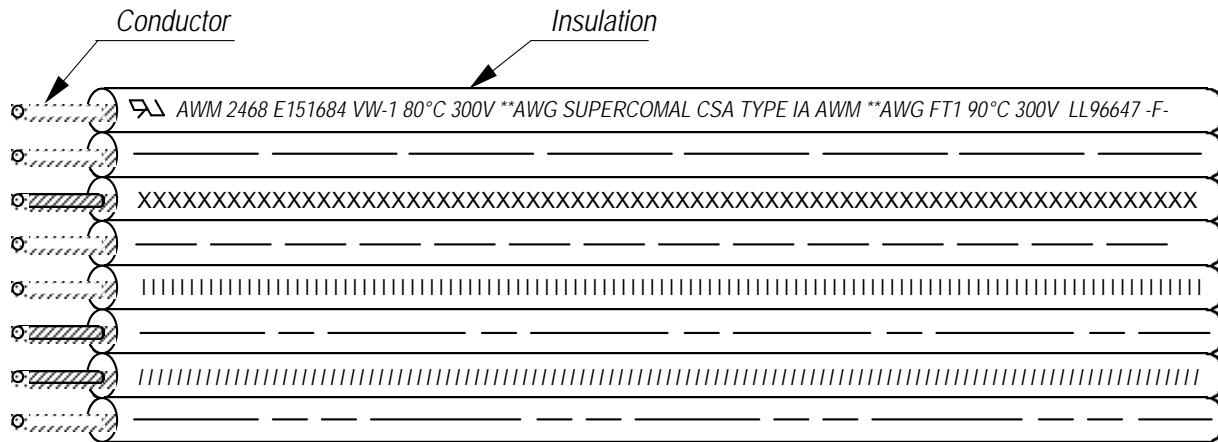
Features :

- Bare/Tinned annealed, stranded, TOP or OS-1
- PVC insulated.
- Rating temperature : 80°C (CSA : 90°C)
- Rating voltage : 300V
- Flammability : UL VW-1 / CSA FT1 / Japan -F-
- Uniform thickness of wire enable easy stripping & cutting

Application :

- For internal wiring of audio / video equipment.

Construction and Characteristics :



Conductor			Insulation			Max. cond. resistance 25°C (Ω/km)	Min. ins. resistance 20°C (MΩ/km)	Dielectric withstand voltage (AC/1 min)	Packing Length per roll
Type	No of core	Size (AWG) Strand (No/mm)	Strand O.D (mm)	Thickness Average (mm)	Diamension (thickness x width) (mm)				
Stranded (bare) or (tinned)	2	26 7/0.16 stranded or TOP/OS-1	0.49	0.43	1.35 x 2.80	152.21	10	2000	2000Ft (610M) or 1000Ft (305M)
	3								
	4								
	5								
	6								
	7								
	8								
TOP or OS-1	2	24 11/0.16 stranded or 7/0.203 TOP/OS-1	0.62	0.43	1.50 x 3.70	95.28	10	2000	2000Ft (610M) or 1000Ft (305M)
	3								
	4								
	5								
	6								
	7								
	8								
TOP or OS-1	2	22 17/0.16 stranded or 7/0.254 TOP/OS-1	0.78	0.43	1.65 x 3.40	56.1	10	2000	2000Ft (610M) or 1000Ft (305M)
	3								
	4								
	5								
	6								
	7								
	8								

Remark : 1. Under UL Subject 758, the minimum thickness is 0.381mm (average) and 0.330mm (at any point).
 2. If you have special technical requirements, please inform us. Meet and exceed customer expectation is our commitment.

UL 2468 CSA IA AWM

Heat-resistant PVC Insulated Flat Ribbon Wire (P:2.0mm)



SUPERCOMAL

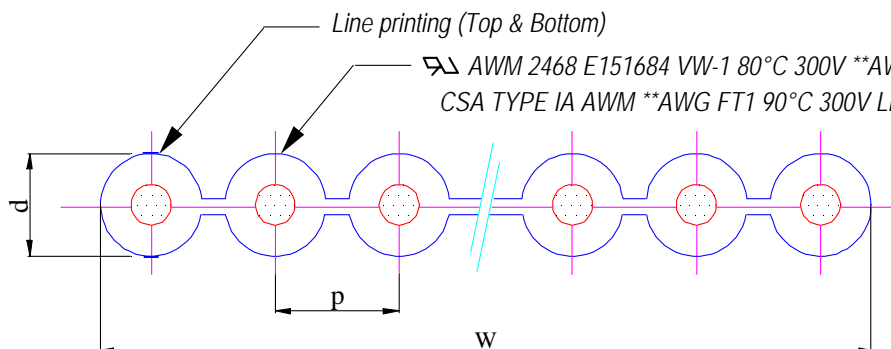
Features :

- Bare/Tinned annealed, stranded, TOP or OS-1
- PVC insulated.
- Rating temperature : 80°C (CSA : 90°C)
- Rating voltage : 300V
- Flammability : UL VW-1 / CSA FT1 / Japan -F-
- Uniform thickness of wire enable easy stripping & cutting

Application :

- For internal wiring of audio / video equipment.

Construction and Characteristics :



p : pitch (2.0mm)
d : diameter
w : width

Conductor				Insulation			Max. cond. resistance 25°C (Ω/km)	Min. ins. resistance 20°C (MΩ/km)	Dielectric withstand voltage (AC/1 min)	Packing Length per roll
Type	No of core	Size (AWG)	Strand (No/mm)	Strand O.D (mm)	Thickness Average (mm)	Diamension (diameter x width) (mm)				
Stranded (bare) or (tinned) TOP or OS-1	2	26	7/0.16 stranded or TOP/OS-1	0.49	0.43	1.35 x 3.35	152.21			
	3									
	4									
	5									
	6									
	7									
	8									
	9									
	10									
	2					24				11/0.16 stranded or 7/0.203 TOP/OS-1
	3									
	4									
	5									
	6									
	7									
	8									
	9									
	10									
	2	22	17/0.16 stranded or 7/0.254 TOP/OS-1	0.78	0.43		1.65 x 3.65	56.1		
	3									
	4									
	5									
	6									
	7									
	8									
	9									
	10									

Remark : 1. Under UL Subject 758, the minimum thickness is 0.381mm (average) and 0.330mm (at any point).
2. If you have special technical requirements, please inform us. Meet and exceed customer expectation is our commitment.

UL 2651 CSA IA AWM

Heat-resistant PVC Insulated Flat Ribbon Wire (P:2.5mm)



SUPERCOMAL

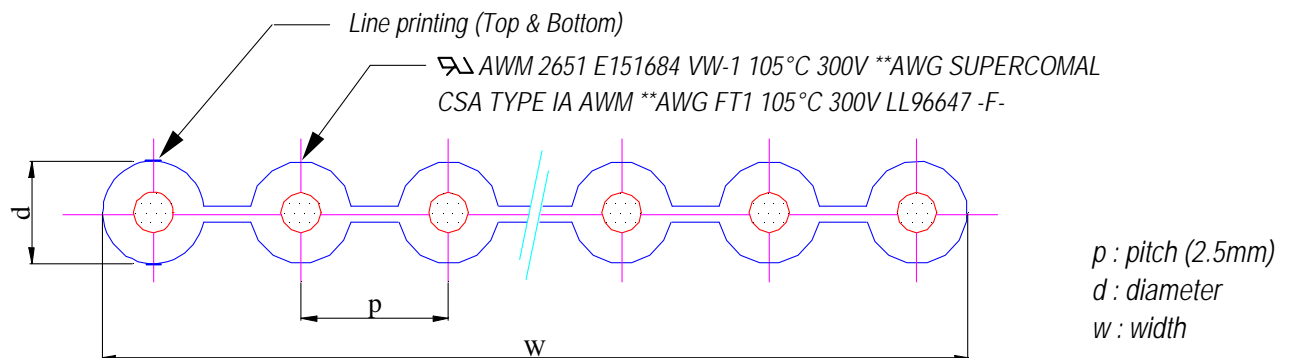
Features :

- Bare/Tinned annealed, stranded, TOP or OS-1
- PVC insulated.
- Rating temperature : 105°C
- Rating voltage : 300V
- Flammability : UL VW-1 / CSA FT1 / Japan -F-
- Uniform thickness of wire enable easy stripping & cutting

Application :

- For internal wiring of audio / video equipment.

Construction and Characteristics :



Conductor				Insulation			Max. cond. resistance 25°C (Ω/km)	Min. ins. resistance 20°C (MΩ/km)	Dielectric withstand voltage (AC/1 min)	Packing Length per roll
Type	No of core	Size (AWG)	Strand (No/mm)	Strand O.D (mm)	Thickness Average (mm)	Diamension (diameter x width) (mm)				
Stranded (bare) or (tinned) TOP or OS-1	2	26	7/0.16 stranded or TOP/OS-1	0.49	0.43	1.35 x 3.85	152.21			
	3									
	4									
	5									
	6									
	7									
	8									
	9									
	10									
	2					24				11/0.16 stranded or 7/0.203 TOP/OS-1
	3									
	4									
	5									
	6									
	7									
	8									
	9									
	10									
	2	22	17/0.16 stranded or 7/0.254 TOP/OS-1	0.78	0.43		1.65 x 4.15	56.1		
	3									
	4									
	5									
	6									
	7									
	8									
	9									
	10									

Remark : 1. Under UL Subject 758, the minimum thickness is 0.381mm (average) and 0.330mm (at any point).
2. If you have special technical requirements, please inform us. Meet and exceed customer expectation is our commitment.

UL 2652 CSA TR-64

Parallel PVC Insulated Shielded Wire



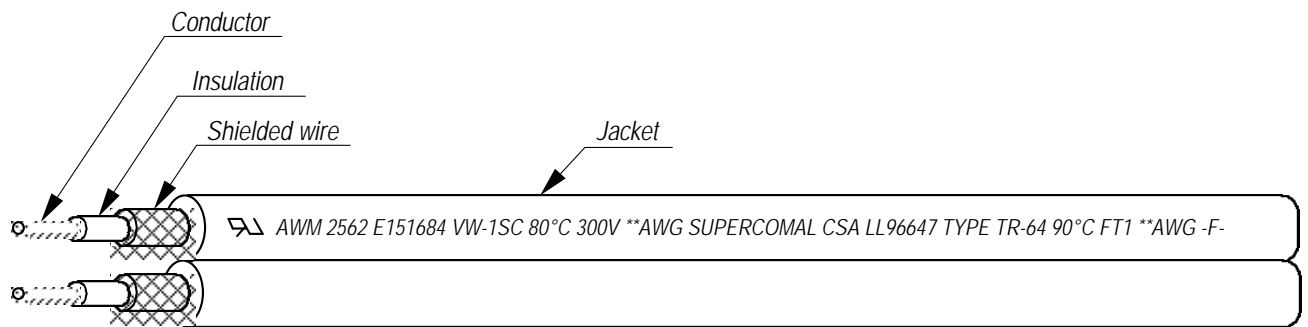
Features :

- Stranded tinned annealed conductor.
- PVC insulated.
- Overall tinned copper shielded.
- Colour-coded PVC jacketed.
- Rating temperature : 80°C
- Rating voltage : 300V
- Flammability : UL VW-1SC / CSA FT1 / Japan -F-
- Use of spiral shield enable fast and simple termination.

Application :

- For internal wiring of electronic equipment.

Construction and Characteristics :



Conductor			Insulation		Shielded		Jacket		Max. cond.	Min. ins.	Dielectric	Packing	
Type	Size (AWG)	Strand (No/mm)	Strand O.D (mm)	Thickness Average (mm)	Nom. O.D. (mm)	Size (mm)	Nom. O.D. (mm)	Thickness Average (mm)	Dimension (mm)	resistance 25°C (Ω/km)	resistance 20°C (MΩ/km)	withstand voltage (AC/1 min)	Length per roll
Stranded (Tinned)	28	7/0.127	0.39	0.43	1.25	0.10	1.45	0.47	2.40 x 4.80	242.02	5	1000	2000Ft (610M) or 1000Ft (305M)
	26	7/0.160	0.49	0.43	1.35	0.10	1.55	0.52	2.60 x 5.20	152.21			
	24	11/0.160	0.61	0.42	1.45	0.10	1.65	0.57	2.80 x 5.60	95.28			

Remark : 1. Under UL Subject 758, the minimum thickness for insulation and jacket is 0.381mm (average) and 0.330mm (at any point).
 2. If you have special technical requirements, please inform us. Meet and exceed customer expectation is our commitment.

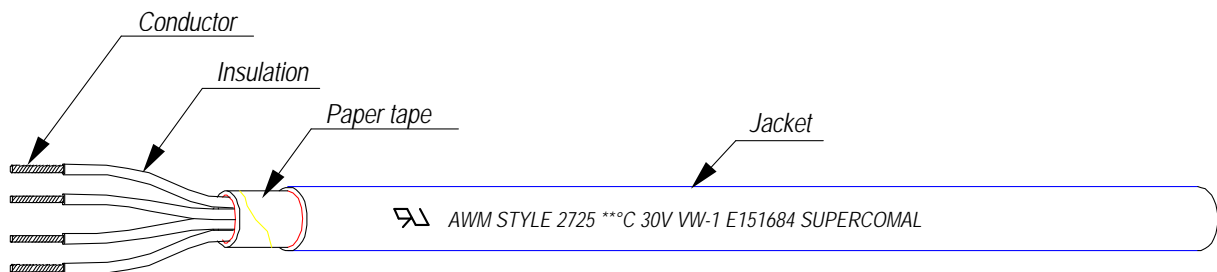
Features :

- Stranded bare/tinned annealed conductor.
- Multi-conductor Semi-rigid PVC or Polyethylene insulated.
- Shielding (optional)
- Colour-coded PVC jacketed.
- Rating temperature : 60°C or 80°C
- Rating voltage : 30V
- Flammability : UL VW-1

Application :

- Internal wiring of electronic equipment.

Construction and Characteristics :



Conductor				Insulation				Jacket		Max. cond. resistance 25°C (Ω/km)	Min. ins. resistance 20°C (MΩ/km)	Dielectric withstand voltage (AC/1 min)	Packing Length per roll
Type	Size (AWG)	Strand (No/mm)	Strand O.D (mm)	Thickness Average (mm)	Nom. O.D. (mm)	No. of core	Strand O.D (mm)	Thickness Average (mm)	Nom. O.D. (mm)				
Stranded (Bare) or (Tinned)	28	7/0.127	0.39	0.23	0.85	4	2.10	0.30	2.70	242.02			
						9	3.09	0.30	3.70				
						15	3.94	0.33	4.60				
						25	5.05	0.32	5.70				
						37	6.11	0.34	6.80				
	26	7/0.160	0.49	0.23	0.95	4	2.33	0.33	3.00	152.21	5	2000	1000ft (305M) or 500ft (153M)
						9	3.43	0.33	4.10				
						15	4.39	0.30	5.00				
						25	5.63	0.33	6.30				
						37	6.81	0.34	7.50				
	24	11/0.16	0.61	0.22	1.05	4	2.57	0.31	3.20	95.28			
						9	3.78	0.31	4.40				
15						4.84	0.33	5.50					
25						6.20	0.30	6.80					
37						7.52	0.34	8.20					

Remark : 1. Under UL Subject 758, the minimum thickness for insulation is 0.152mm (at any point). While, for the jacket is 0.229mm (average) and 0.178mm(at any point).

2. If you have special technical requirements, please inform us. Meet and exceed customer expectation is our commitment.

UL 2733

Heat-resistant PVC Insulated Cable



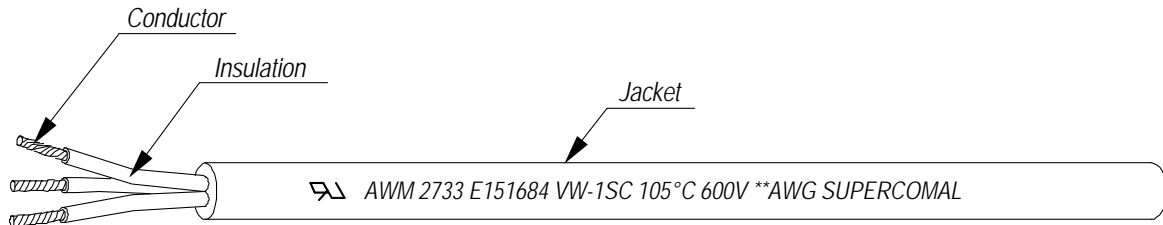
Features :

- Stranded bare/tinned annealed conductor.
- 2 to 7 conductor PVC insulated.
- Colour-coded PVC jacketed.
- Rating temperature : 105°C
- Rating voltage : 600V
- Flammability : UL VW-1SC / Japan -F-

Application :

- For internal wiring of electric fans.

Construction and Characteristics :



Conductor				Insulation				Jacket		Max. cond. resistance 25°C (Ω/km)	Min. ins. resistance 20°C (MΩ/km)	Dielectric withstand voltage (AC/1 min)	Packing Length per roll
Type	Size (AWG)	Strand (No/mm)	Strand O.D (mm)	Thickness Average (mm)	Nom. O.D. (mm)	No. of core	Strand O.D (mm)	Thickness Average (mm)	Nom. O.D. (mm)				
Stranded (Bare) or (Tinned)	24	11/0.160	0.61	0.28	2.20	3	4.40	0.60	5.60	95.28	15	2000	2000Ft (610M) or 1000Ft (305M)
						4	5.08	0.61	6.30				
						5	5.68	0.66	7.00				
						6	6.22	0.74	7.70				
	22	17/0.160	0.76	0.28	2.40	3	4.80	0.65	6.10	56.1			
						4	5.54	0.68	6.90				
						5	6.20	0.75	7.70				
						6	6.79	0.85	8.50				

Remark : 1. Under UL Subject 758, the minimum thickness for insulation is 0.762mm (average) and 0.686mm (at any point). While, for the jacket is 0.381mm (average) and 0.330mm (at any point).

2. If you have special technical requirements, please inform us. Meet and exceed customer expectation is our commitment.



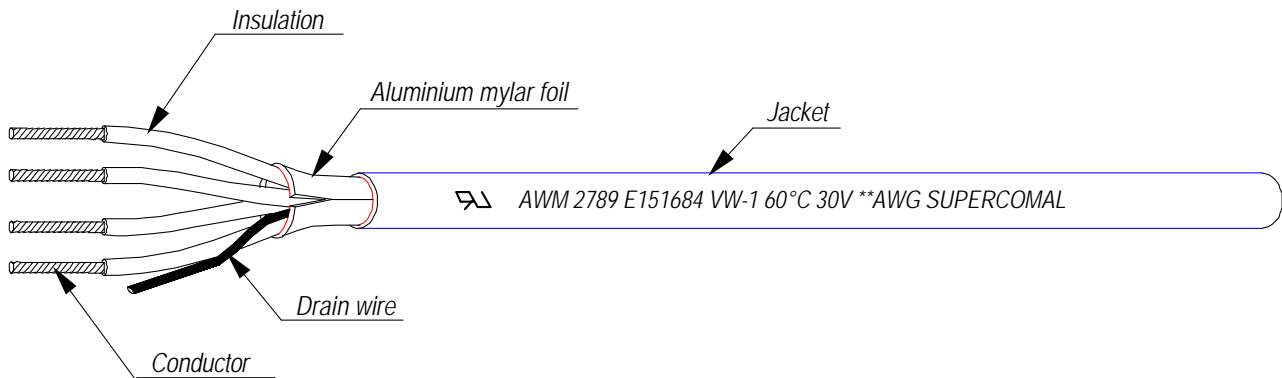
Features :

- Stranded bare/tinned annealed conductor.
- Multi-conductor Semi-rigid PVC or Polypropylene insulated.
- 100% Aluminium mylar shield with drain wire.
- Colour-coded PVC jacketed.
- Rating temperature : 60°C
- Rating voltage : 30V
- Flammability : UL VW-1

Application :

- Internal wiring or external inter-connection of electronic equipment.

Construction and Characteristics :



Conductor				Insulation				Jacket		Max. cond. resistance 25°C (Ω/km)	Min. ins. resistance 20°C (MΩ/km)	Dielectric withstand voltage (AC/1 min)	Packing Length per roll
Type	Size (AWG)	Strand (No/mm)	Strand O.D (mm)	Thickness Average (mm)	Nom. O.D. (mm)	No. of core	Strand O.D (mm)	Thickness Average (mm)	Nom. O.D. (mm)				
Stranded (Bare) or (Tinned)	28	7/0.127	0.39	0.25	0.90	3	1.85	0.97	3.80	242.02	5	1500	1000Ft (305M) or 500ft (153M)
						4	2.13	1.33	4.80				
						5	2.37	1.21	4.80				
						6	2.60	1.10	4.80				
						7	2.80	1.00	4.80				
	26	7/0.160	0.49	0.38	1.00	3	2.05	1.37	4.80	152.21	5	1500	
						4	2.36	1.22	4.80				
						5	2.63	1.08	4.80				
						6	2.88	1.06	5.00				
						7	3.10	1.05	5.20				

Remark : 1. Under UL Subject 758, the minimum thickness for insulation is 0.152mm (at any point). While, for the jacket is 0.762mm (average) and 0.610mm (at any point).

2. If you have special technical requirements, please inform us. Meet and exceed customer expectation is our commitment.

UL 2854

Heat-resistant Semi-rigid PVC Insulated Shielded Wire



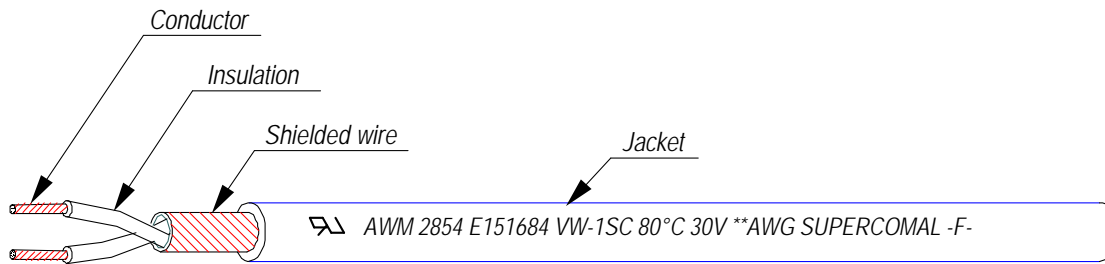
Features :

- Stranded bare/tinned annealed conductor.
- Multi-conductor Semi-rigid PVC insulated.
- Overall tinned or bare copper shielded.
- Colour-coded PVC jacketed.
- Rating temperature : 80°C
- Rating voltage : 30V
- Flammability : UL VW-1SC / Japan -F-
- Use of spiral shield enable fast and simple termination.
- Small diameter saves space.

Application :

- For internal wiring of electronic equipment.

Construction and Characteristics :



Conductor			Insulation				Shielded		Jacket		Max. cond. resistance 25°C (Ω/km)	Min. ins. resistance 20°C (MΩ/km)	Dielectric withstand voltage (AC/1 min)	Packing Length per roll
Type	Size (AWG)	Strand (No/mm)	Strand O.D (mm)	Thickness Average (mm)	Nom. O.D. (mm)	No. of core	Size (mm)	Nom. O.D. (mm)	Thickness Average (mm)	Nom. O.D. (mm)				
Stranded (Bare) or (Tinned)	28	7/0.127	0.39	0.28	0.95	2	0.10	1.75	0.52	2.80	242.02	5	500	2000Ft (610M) or 1000Ft (305M)
						3	0.10	2.10	0.52	3.15				
						4	0.10	2.39	0.52	3.45				
	26	7/0.160	0.49	0.28	1.05	2	0.10	1.91	0.46	2.85	152.21			
						3	0.10	2.30	0.47	3.25				
						4	0.10	2.62	0.46	3.55				

Remark : 1. Under UL Subject 758, the minimum thickness for insulation is 0.229mm (average) and 0.178mm (at any point). While, for the jacket is 0.127mm (average) and 0.076mm(at any point).

2. If you have special technical requirements, please inform us. Meet and exceed customer expectation is our commitment.



Features :

- Stranded bare/tinned annealed conductor.
- 100% Aluminium mylar shield with drain wire.
- Tinned copper braid shield with 85% coverage.
- Colour-coded PVC jacketed.
- Rating temperature : 80°C
- Rating voltage : 30V
- Flammability : UL VW-1

Application :

- Internal wiring or external interconnection of computers and electric business machines.

Construction and Characteristics :

	<p>Three 28AWG video coaxial cable plus four 24AWG control lines with overall Aluminium mylar shield and tinned copper braid shielding 85% coverage. PVC jacketed.</p>
	<p>Three 28AWG video coaxial cable plus eight 24AWG control lines with overall Aluminium mylar shield and tinned copper braid shielding 85% coverage. PVC jacketed.</p>
	<p>One pair of 28AWG signal wires (HDPE insulated) plus one pair of power wires (semi-rigid PVC insulated 28 ~ 20AWG) with overall Aluminium mylar shield and tinned copper braid shielding 65% min. coverage. PVC jacketed.</p>



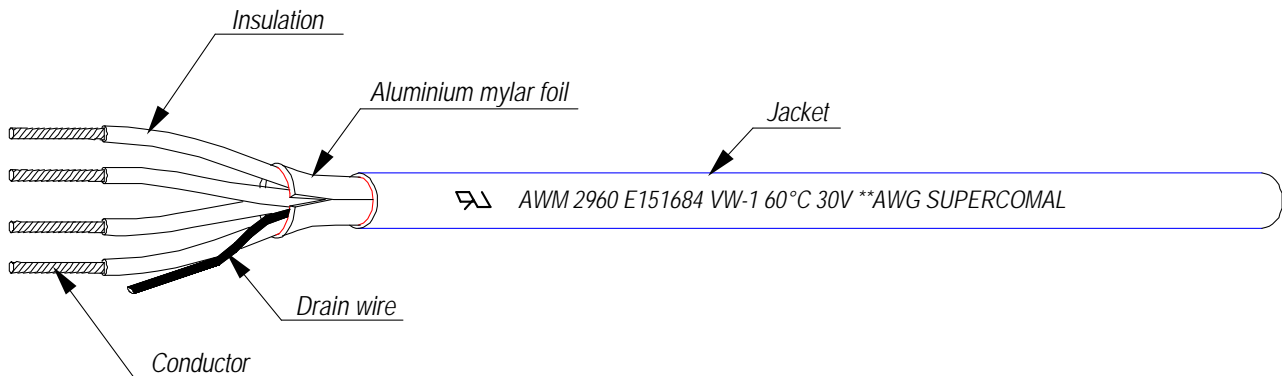
Features :

- Bare/Tinned annealed, stranded or solid conductor.
- Multi-conductor Polypropylene insulated.
- 100% Aluminium mylar shield with drain wire.
- Colour-coded PVC jacketed.
- Rating temperature : 60°C
- Rating voltage : 30V
- Flammability : UL VW-1

Application :

- Internal wiring of electronic equipment such as computers and electric business machines.

Construction and Characteristics :



Conductor				Insulation				Jacket		Max. cond. resistance 25°C (Ω/km)	Min. ins. resistance 20°C (MΩ/km)	Dielectric withstand voltage (AC/1 min)	Packing Length per roll
Type	Size (AWG)	Strand (No/mm)	Strand O.D (mm)	Thickness Average (mm)	Nom. O.D. (mm)	No. of core	Strand O.D (mm)	Thickness Average (mm)	Nom. O.D. (mm)				
Stranded (Bare) or (Tinned)	28	7/0.127	0.39	0.23	0.85	4	2.01	0.99	4.00	242.02	15	1500	1000Ft (305M) or 500ft (153M)
						9	3.00	1.00	5.00				
						15	3.85	1.07	6.00				
						25	4.96	1.02	7.00				
						37	6.02	0.99	8.00				
	26	7/0.160	0.49	0.23	0.95	4	2.24	0.98	4.20	152.21			
						9	3.34	1.08	5.50				
						15	4.30	1.10	6.50				
						25	5.54	0.98	7.50				
						37	6.72	1.14	9.00				
	24	7/0.203	0.62	0.21	1.05	4	2.48	1.01	4.50	95.28			
						9	3.69	1.05	5.80				
15						4.75	1.02	6.80					
25						6.11	1.04	8.20					
37						7.43	1.03	9.50					

Remark : 1. Under UL Subject 758, the minimum thickness for insulation is 0.09mm (at any point). While, for the jacket is 0.762mm (average) and 0.610mm (at any point).

2. If you have special technical requirements, please inform us. Meet and exceed customer expectation is our commitment.



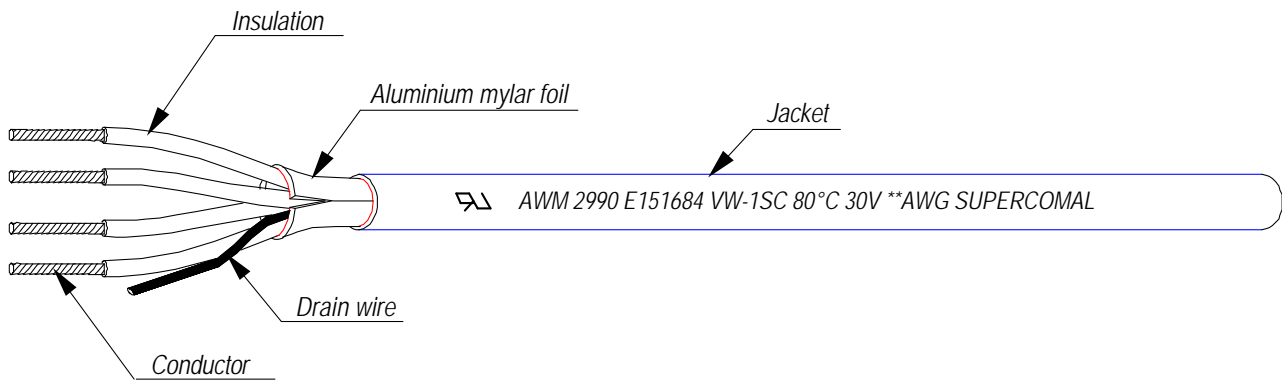
Features :

- Stranded bare/tinned annealed conductor
- Multi-conductor Semi-rigid PVC insulated.
- 100% Aluminium mylar shield with drain wire.
- Colour-coded PVC jacketed.
- Rating temperature : 80°C
- Rating voltage : 30V
- Flammability : UL VW-1SC

Application :

- Internal wiring or external interconnection of electronic equipment.

Construction and Characteristics :



Conductor				Insulation				Jacket		Max. cond. resistance 25°C (Ω/km)	Min. ins. resistance 20°C (MΩ/km)	Dielectric withstand voltage (AC/1 min)	Packing Length per roll
Type	Size (AWG)	Strand (No/mm)	Strand O.D (mm)	Thickness Average (mm)	Nom. O.D. (mm)	No. of core	Strand O.D (mm)	Thickness Average (mm)	Nom. O.D. (mm)				
Stranded (Bare) or (Tinned)	28	7/0.127	0.39	0.23	0.85	4	2.01	0.99	4.00	242.02	15	1500	1000Ft (305M) or 500ft (153M)
						9	3.00	1.00	5.00				
						15	3.85	1.07	6.00				
						25	4.96	1.02	7.00				
						37	6.02	0.99	8.00				
	26	7/0.160	0.49	0.23	0.95	4	2.24	0.98	4.20	152.21			
						9	3.34	1.08	5.50				
						15	4.30	1.10	6.50				
						25	5.54	0.98	7.50				
						37	6.72	1.14	9.00				
	24	7/0.203	0.62	0.21	1.05	4	2.48	1.01	4.50	95.28			
						9	3.69	1.05	5.80				
15						4.75	1.02	6.80					
25						6.11	1.04	8.20					
37						7.43	1.03	9.50					

Remark : 1. Under UL Subject 758, the minimum thickness for insulation is 0.152mm (at any point). While, for the jacket is 0.762mm (average) and 0.610mm (at any point).

2. If you have special technical requirements, please inform us. Meet and exceed customer expectation is our commitment.

Coaxial Cable

With two layer braiding



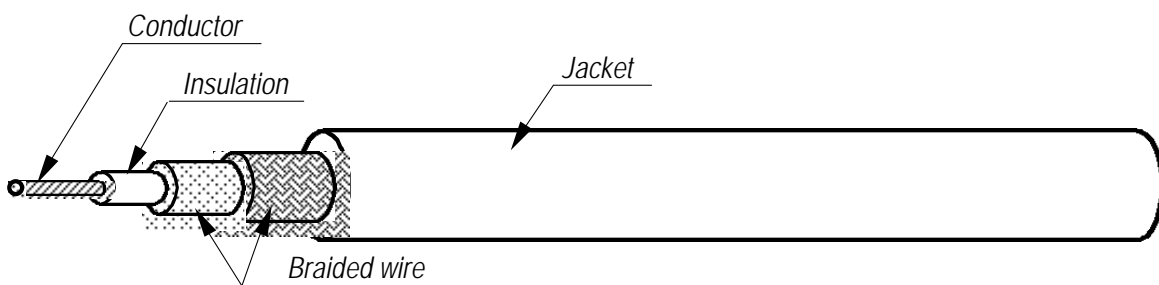
Features :

- Solid, Stranded bare annealed copper.
- Polyethylene insulated.
- Overall bare copper braid shield.
- Colour-coded PVC jacketed.

Application :

- For internal wiring and connection of high frequency equipment.

Construction and Characteristics :



Type	Conductor		Insulation		Braided		Jacket		Packing Length per roll
	Strand (No/mm)	Material	Nom. O.D (mm)	Material	Diameter (mm)	Material	Nom. O.D (mm)	Material	
1.5D-2W	7/0.18	B.C	1.60	P.E	0.10	B.C	3.40	P.V.C	1000ft (305M)
3D-2W	7/0.32	B.C	3.00	P.E	0.12	B.C	6.40	P.V.C	
5D-2W	1/1.40	B.C	4.80	P.E	0.14	B.C	8.00	P.V.C	
3C-2W	1/0.50	B.C	3.10	P.E	0.14	B.C	6.60	P.V.C	
5C-2W	1/0.80	B.C	4.90	P.E	0.14	B.C	8.30	P.V.C	

Type	Capacitance pF/M	Impedance W	Nominal Attenuation dB/km			Velocity of Propagation %
			10 MHz	30 MHz	200 MHz	
1.5D-2W	104	50	85	150	410	67
3D-2W	100	50	47	82	230	67
5D-2W	100	50	27	54	145	67
3C-2W	67	75	42	73	194	67
5C-2W	67	75	27	47	159	67

Remark : B.C - Bare copper P.E - Polyethylene PVC - Polyvinyl chloride
 C.W - Copper cold steel

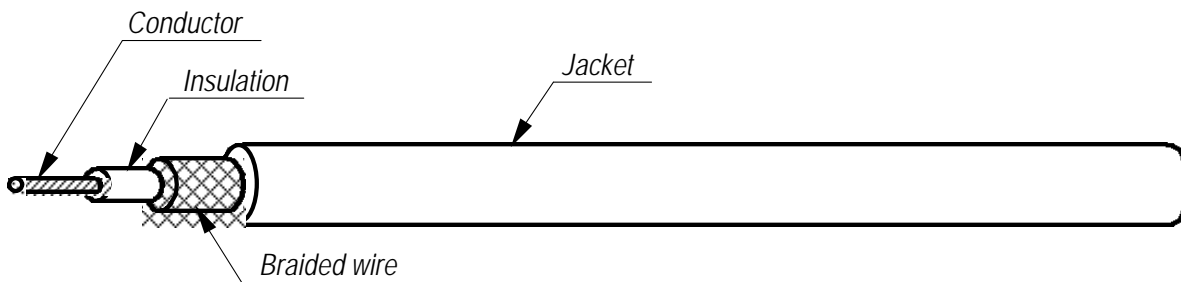
Features :

- Bare/Tinned annealed , copper cold steel conductor.
- Polyethylene or Foamed Polyethylene insulated.
- Overall tinned or bare copper braid shield.
- Colour-coded PVC jacketed.

Application :

- For internal wiring and connection of high frequency equipment.

Construction and Characteristics :



Type	Conductor		Insulation		Braided		Jacket		Packing Length per roll
	Strand (No/mm)	Material	Nom. O.D (mm)	Material	Coverage (%)	Material	Nom. O.D (mm)	Material	
RG6/U	1/1.020	B.C	4.57	F.P.E	75	T.C	6.90	PVC	1000ft (305M)
RG11/U	1/1.630	B.C	7.24	F.P.E	75	T.C	10.30	PVC	
RG11/U	7/0.404	T.C	7.24	P.E	95	B.C	10.30	PVC	
RG58A/U	19/0.18	T.C	2.95	P.E	95	T.C	4.95	PVC	
RG58C/U	19/0.18	T.C	2.95	P.E	95	T.C	4.95	NC-PVC	
RG59/U	7/0.254	B.C	3.71	F.P.E	95	B.C	6.15	PVC	
RG59/U	1/0.643	C.W	3.71	P.E	95	B.C	6.15	PVC	
RG59/U	1/0.813	B.C	3.71	F.P.E	95	B.C	6.15	PVC	
RG59B/U	1/0.584	C.W	3.71	P.E	95	B.C	6.15	NC-PVC	
RG213/U	7/0.752	B.C	7.24	P.E	95	B.C	10.30	NC-PVC	

Type	Capacitance pF/M	Impedance W	Nominal Attenuation dB/km						Velocity of Propagation %
			1 MHz	10 MHz	30 MHz	100 MHz	200 MHz	2000 MHz	
RG6/U	55	75	7.9	27	48	94	135	550	83
RG11/U	57	75	6.0	12	33	49	72	450	83
RG11/U	67	75	6.0	20	36	72	110	460	67
RG58A/U	102	50	14	48	81	160	230	900	67
RG58C/U	102	50	14	48	81	160	230	900	67
RG59/U	57	75	11	30	55	98	149	700	83
RG59/U	69	73	14	33	60	120	170	750	67
RG59/U	57	75	11	30	55	98	148	700	83
RG59B/U	67	75	14	34	62	120	175	760	67
RG213/U	98	50	5.6	20	36	70	105	460	67

Remark : B.C - Bare copper C.W - Copper cold steel T.C - Tinned copper P.E - Polyethylene
 F.P.E - Foamed polyethylene NC-PVC - Non contaminating polyvinyl chloride

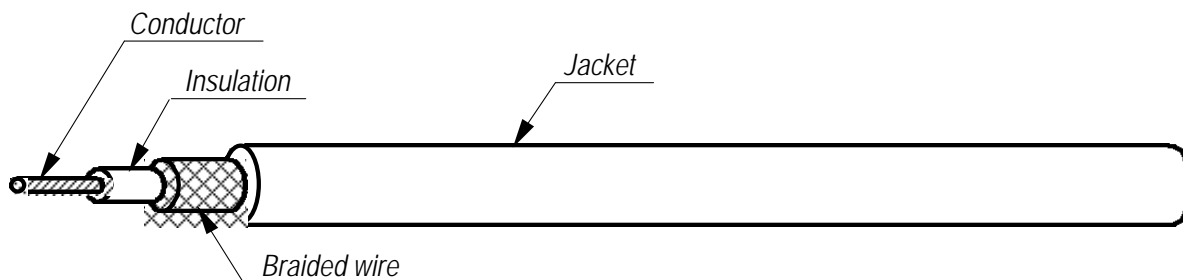
Features :

- Bare, copper cold steel conductor.
- Polyethylene insulated.
- Overall bare copper braid shield.
- Colour-coded PVC jacketed.

Application :

- For internal wiring and connection of high frequency equipment.

Construction and Characteristics :



Type	Conductor		Insulation		Braided		Jacket		Packing Length per roll
	Strand (No/mm)	Material	Nom. O.D (mm)	Material	Diameter (mm)	Material	Nom. O.D (mm)	Material	
0.8D-2V	1/0.26	C.W	0.80	P.E	0.10	B.C	2.00	P.V.C	1000ft (305M)
1.5D-2V	7/0.18	B.C	1.60	P.E	0.10	B.C	2.90	P.V.C	
2.5D-2V	1/0.80	B.C	2.70	P.E	0.12	B.C	4.30	P.V.C	
3D-2V	7/0.32	B.C	3.00	P.E	0.14	B.C	5.30	P.V.C	
5D-2V	1/1.40	B.C	4.80	P.E	0.14	B.C	7.30	P.V.C	
8D-2V	7/0.80	B.C	7.80	P.E	0.18	B.C	11.10	P.V.C	

Type	Capacitance pF/M	Impedance W	Nominal Attenuation dB/km			Velocity of Propagation %
			10 MHz	30 MHz	200 MHz	
0.8D-2V	102	50	180	280	-	67
1.5D-2V	104	50	85	150	410	67
2.5D-2V	100	50	45	80	225	67
3D-2V	100	50	47	82	230	67
5D-2V	100	50	27	54	145	67
8D-2V	100	50	20	35	95	67

Remark : B.C - Bare copper P.E - Polyethylene PVC - Polyvinyl chloride
 C.W - Copper cold steel

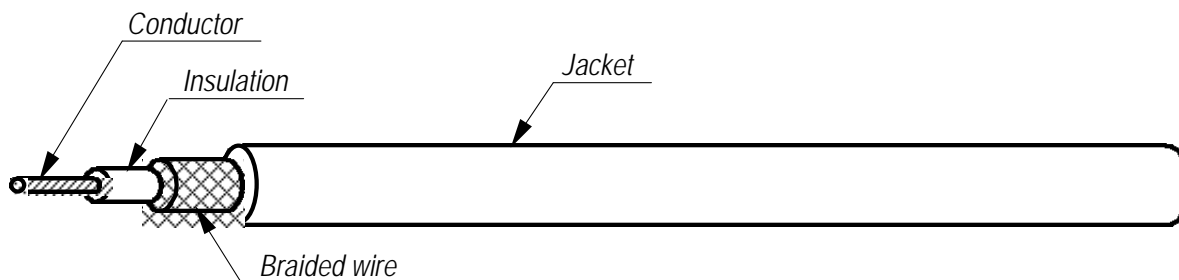
Features :

- Bare, copper cald steel conductor.
- Polyethylene insulated.
- Overall bare copper braid shield.
- Colour-coded PVC jacketed.

Application :

- For internal wiring and connection of high frequency equipment.

Construction and Characteristics :



Type	Conductor		Insulation		Braided		Jacket		Packing Length per roll
	Strand (No/mm)	Material	Nom. O.D (mm)	Material	Diameter (mm)	Material	Nom. O.D (mm)	Material	
1.5C-2V	1/0.26	C.W	1.60	P.E	0.10	B.C	2.90	P.V.C	1000ft (305M)
2.5C-2V	1/0.40	B.C	2.40	P.E	0.12	B.C	4.00	P.V.C	
3C-2V	1/0.50	B.C	3.10	P.E	0.14	B.C	5.40	P.V.C	
5C-2V	1/0.80	B.C	4.90	P.E	0.14	B.C	7.40	P.V.C	
7C-2V	7/0.40	B.C	7.30	P.E	0.18	B.C	10.40	P.V.C	
10C-2V	7/0.50	B.C	9.40	P.E	0.20	B.C	13.00	P.V.C	

Type	Capacitance pF/M	Impedance W	Nominal Attenuation dB/km			Velocity of Propagation %
			10 MHz	30 MHz	200 MHz	
1.5C-2V	69	75	96	139	393	67
2.5C-2V	69	75	52	90	251	67
3C-2V	67	75	42	73	194	67
5C-2V	67	75	27	47	126	67
7C-2V	67	75	22	38	106	67
10C-2V	67	75	18	31	86	67

Remark : B.C - Bare copper P.E - Polyethylene PVC - Polyvinyl chloride
 C.W - Copper cald steel



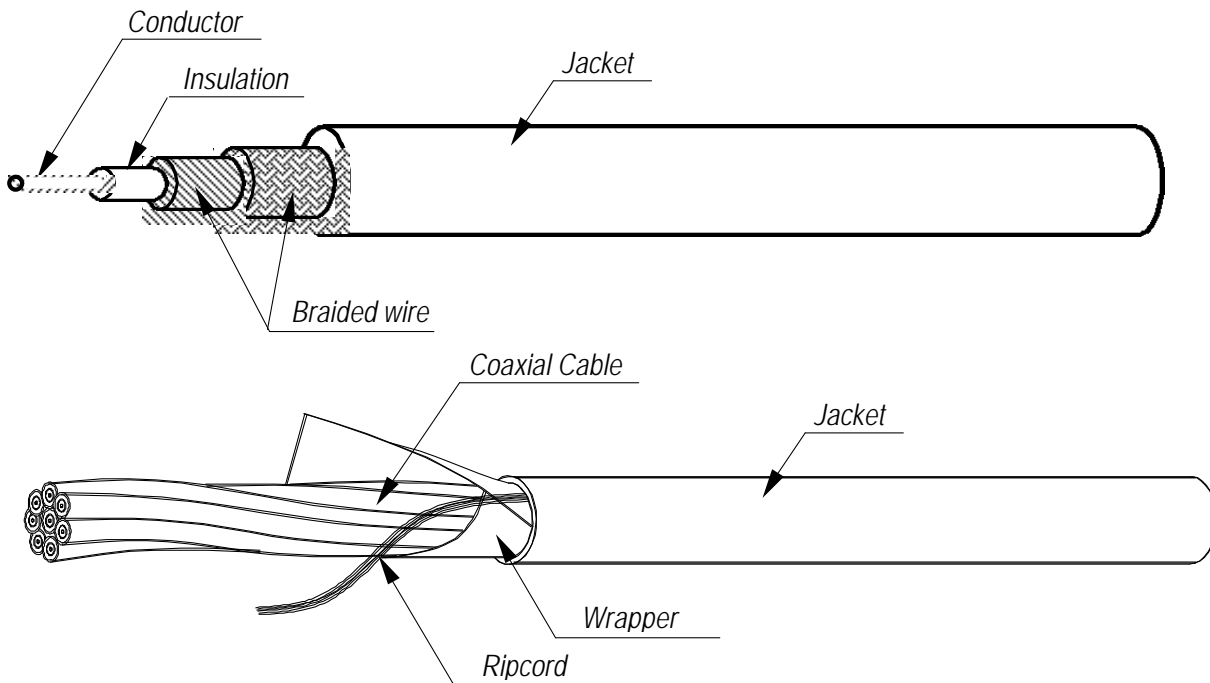
Features :

- Solid bare annealed copper.
- Solid Polyethylene insulated.
- Overall tinned copper braid shield.
- Colour-coded PVC jacketed.

Application :

- For internal wiring and connection of high frequency equipment.

Construction and Characteristics :



No. of cores	Conductor		Insulation		Braided		Jacket (P.V.C)		Packing Length
	Strand (No/mm)	Material	Nom. O.D (mm)	Material	Diameter (mm)	Material	Inner O.D (mm)	Outer O.D (mm)	
1	1/0.31	B.C	1.85	P.E	0.10	T.C	3.55	-	250m/Roll
8	1/0.31	B.C	1.85	P.E	0.10	T.C	3.55	13.40	250m/Drum
16	1/0.31	B.C	1.85	P.E	0.10	T.C	3.55	18.70	

Impedance	75 ± 5 W
Conductor Resistance	230 W / Km at 20°C
Insulation Resistance	20G W / Km at 20°C
Mutual Capacitance	66pF / Km nominal
Dielectric Strength	1000Vdc / 1 minute
Attenuation	2.1dB / 100m at 1MHz

Remark : T.C - Tinned copper
B.C - Bare copper

P.E - Polyethylene

PVC - Polyvinyl chloride

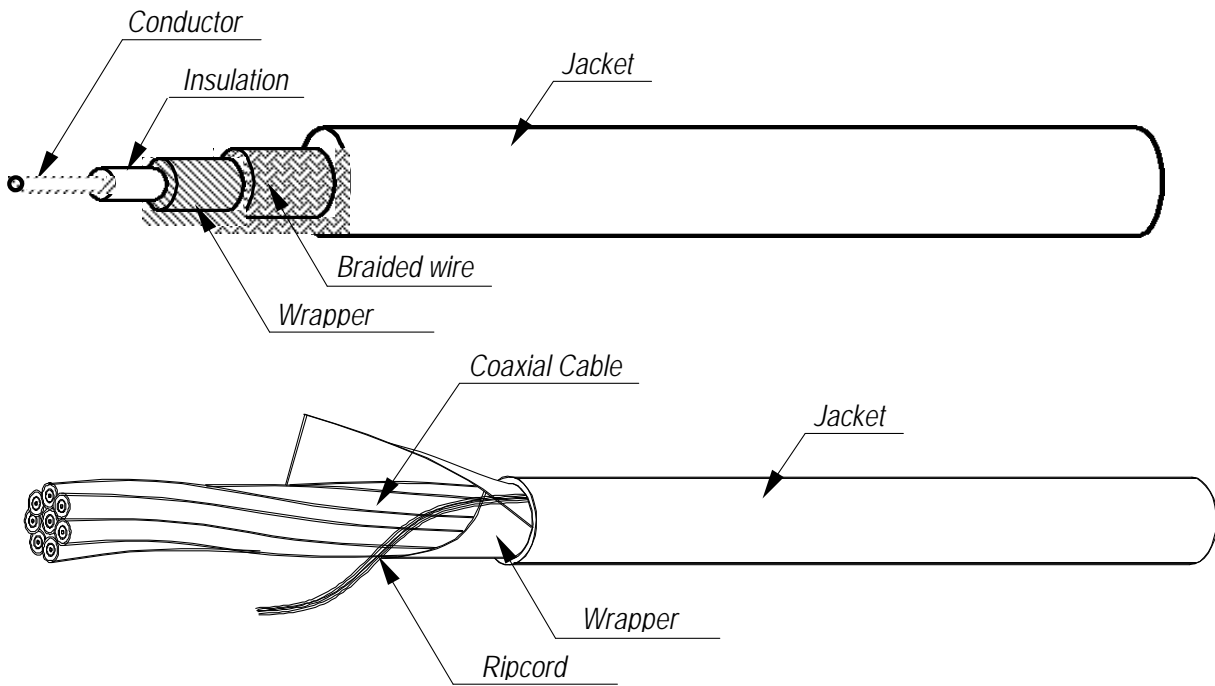
Features :

- Solid tinned annealed copper.
- Foamed Polyethylene insulated.
- Overall bare copper braid shield.
- Colour-coded PVC jacketed.

Application :

- For internal wiring and connection of high frequency equipment.

Construction and Characteristics :



No. of cores	Conductor		Insulation		Braided		Jacket (P.V.C)		Packing Length
	Strand (No/mm)	Material	Nom. O.D (mm)	Material	Diameter (mm)	Material	Inner O.D (mm)	Outer O.D (mm)	
1	1/0.40	T.C	1.90	F.P.E	0.10	B.C	3.08	-	250m/Roll
8	1/0.40	T.C	1.90	F.P.E	0.10	B.C	3.08	11.75	250m/Drum
16	1/0.40	T.C	1.90	F.P.E	0.10	B.C	3.08	16.00	
21	1/0.40	T.C	1.90	F.P.E	0.10	B.C	3.08	18.40	

Impedance	75 ± 5 W
Conductor Resistance	145 W / Km at 20°C
Insulation Resistance	10G W / Km at 20°C
Mutual Capacitance	60pF / Km nominal
Dielectric Strength	1000Vdc / 1 minute
Attenuation	2.0dB / 100m at 1MHz

Remark : T.C - Tinned copper F.P.E - Foamed Polyethylene PVC - Polyvinyl chloride

ST 214 Coaxial Cable



SUPERCOMAL

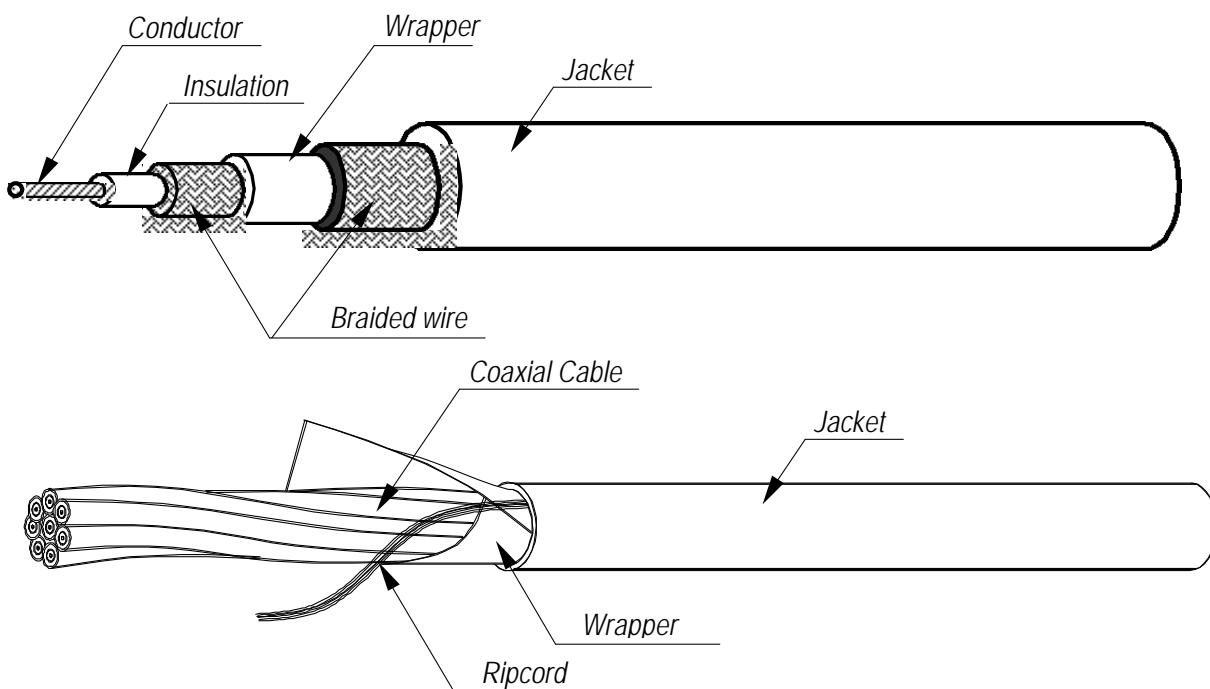
Features :

- Solid tinned annealed copper.
- Foamed Polyethylene insulated.
- Foil with Al-mylar Tape
- Overall bare copper braid shield.
- Colour-coded PVC jacketed.

Application :

- For internal wiring and connection of high frequency equipment.

Construction and Characteristics :



No. of cores	Conductor		Insulation		Braided		Jacket (P.V.C)		Packing Length
	Strand (No/mm)	Material	Nom. O.D (mm)	Material	Diameter (mm)	Material	Inner O.D (mm)	Outer O.D (mm)	
1	1/0.81	T.C	3.71	F.P.E	0.10	B.C	5.78	-	200m/Roll
8	1/0.81	T.C	3.71	F.P.E	0.10	B.C	5.78	20.50	250m/Drum

Impedance	75 ± 5 W
Conductor Resistance	37 W / Km at 20°C
Insulation Resistance	10G W / Km at 20°C
Mutual Capacitance	60pF / Km nominal
Dielectric Strength	2000Vdc / 1 minute

Remark : T.C - Tinned copper F.P.E - Foamed Polyethylene PVC - Polyvinyl chloride

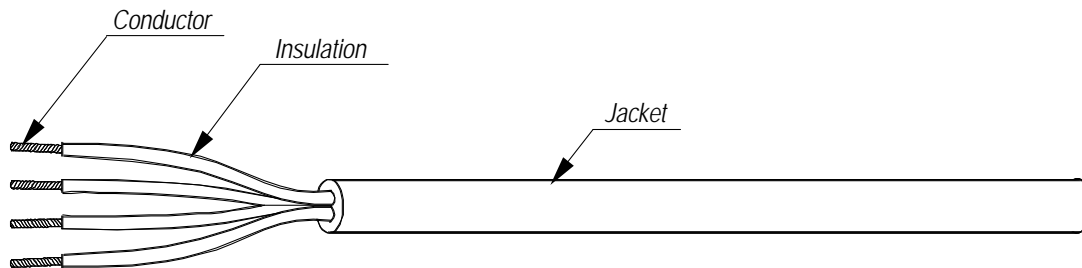
Features :

- Stranded tinned annealed conductor.
- Semi-Rigid PVC insulated.
- Chrome PVC jacketed.
- Rating temperature : 80°C
- Rating voltage : 30V

Application :

- For security system and internal wiring of electronic equipments.

Construction and Characteristics :



Conductor			Insulation					Jacket		Max. cond. resistance 25°C (Ω/km)	Min. ins. resistance 20°C (MΩ/km)	Dielectric withstand voltage (AC/1 min)	Packing Length per roll
Type	Size (AWG)	Strand (No/mm)	Strand O.D (mm)	Thickness minimum (mm)	Nom. O.D. (mm)	No. of core	Strand O.D (mm)	Thickness Average (mm)	Nom. O.D. (mm)				
Stranded (Tinned)	24	7/0.200	0.61	0.15	1.00	4	2.31	0.60	3.50	95.28	5	1000	1000Ft (305M)
						6	2.82		4.30				
						8	3.27		4.70				
	26	7/0.160	0.49	0.18	1.20	4	2.77	0.50	4.20	152.21			
						6	3.39		4.90				
						8	3.92		5.40				

Remark : 1. If you have special technical requirements, please inform us. Meet and exceed customer expectation is our commitment.

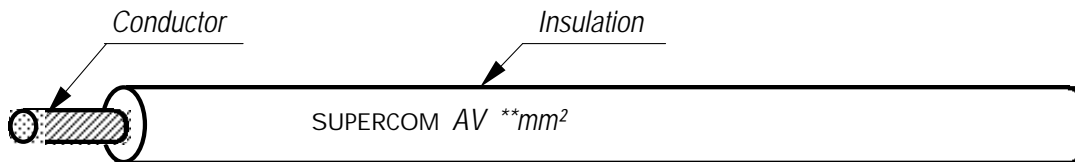
Features :

- Stranded bare annealed copper
- Colour-coded PVC insulated.
- Rating temperature : 105°C
- Rating voltage : Not specified
- Uniform thickness of wire enable easy stripping & cutting.

Application :

- Wire harness for cars, motorcycles and motors.

Construction and Characteristics :



Conductor			Insulation			Packing Length per roll
Nominal Cross sectional area (mm ²)	Stranding (No/mm)	Strand O.D. (mm)	Thickness Average (mm)	Nominal O.D. (mm)	Maximum O.D. (mm)	
0.2	7/0.200	0.61	0.54	1.70	1.80	2000Ft (610M)
0.3	7/0.260	0.79	0.55	1.90	2.00	
0.3f	15/0.180	0.81	0.54	1.90	2.00	
0.5	7/0.320	0.98	0.61	2.20	2.40	
0.5f	20/0.180	0.93	0.63	2.20	2.40	
0.75f	30/0.180	1.14	0.63	2.40	2.60	
0.85	11/0.320	1.23	0.63	2.50	2.60	
0.85f	16/0.260	1.20	0.65	2.50	2.60	
1.25	16/0.320	1.48	0.61	2.70	2.90	
1.25f	50/0.180	1.47	0.61	2.70	2.90	
2.0	26/0.320	1.88	0.66	3.20	3.40	
3.0	41/0.320	2.37	0.76	3.90	4.10	

Remark : 1. "f" means "flexible"

2. If you have special technical requirements, please inform us. Meet and exceed customer expectation is our commitment.

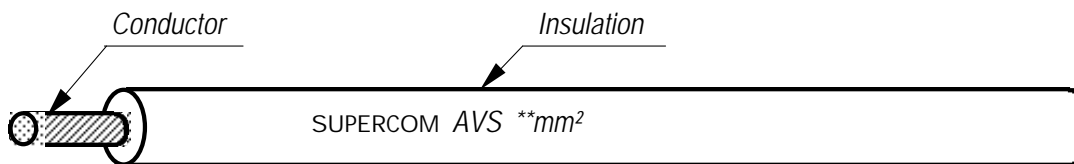
Features :

- Stranded bare annealed copper
- Colour-coded PVC insulated.
- Rating temperature : 105°C
- Rating voltage : Not specified
- Uniform thickness of wire enable easy stripping & cutting.

Application :

- Wire harness for cars, motorcycles and motors.

Construction and Characteristics :



Conductor			Insulation			Packing Length per roll
Nominal Cross sectional area (mm ²)	Stranding (No/mm)	Strand O.D. (mm)	Thickness Average (mm)	Nominal O.D. (mm)	Maximum O.D. (mm)	
0.3	7/0.260	0.79	0.50	1.80	1.90	2000Ft (610M)
0.3f	15/0.180	0.81	0.49	1.80	1.90	
0.5	7/0.320	0.98	0.51	2.00	2.10	
0.5f	20/0.180	0.93	0.53	2.00	2.10	
0.75f	30/0.180	1.14	0.48	2.10	2.20	
0.85	11/0.320	1.23	0.48	2.20	2.30	
0.85f	16/0.260	1.20	0.50	2.20	2.30	
1.25	16/0.320	1.48	0.51	2.50	2.60	
1.25f	50/0.180	1.47	0.51	2.50	2.60	
2.0	26/0.320	1.88	0.51	2.90	3.10	
2.0f	37/0.260	1.83	0.53	2.90	3.10	

Remark : 1. "f" means "flexible"

2. If you have special technical requirements, please inform us. Meet and exceed customer expectation is our commitment.

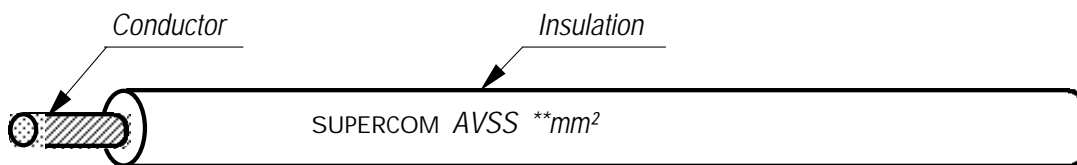
Features :

- Stranded bare annealed copper
- Colour-coded PVC insulated.
- Rating temperature : 105°C
- Rating voltage : Not specified
- Uniform thickness of wire enable easy stripping & cutting.

Application :

- Wire harness for cars, motorcycles and motors.

Construction and Characteristics :



Conductor			Insulation			Packing Length per roll
Nominal Cross sectional area (mm ²)	Stranding (No/mm)	Strand O.D. (mm)	Thickness Average (mm)	Nominal O.D. (mm)	Maximum O.D. (mm)	
0.3	7/0.260	0.79	0.35	1.50	1.60	2000Ft (610M)
0.3f	15/0.180	0.81	0.34	1.50	1.60	
0.5	7/0.320	0.98	0.36	1.70	1.80	
0.5f	20/0.180	0.93	0.38	1.70	1.80	
0.75f	30/0.180	1.14	0.33	1.80	1.90	
0.85	11/0.320	1.23	0.33	1.90	2.00	
0.85f	16/0.260	1.20	0.35	1.90	2.00	
1.25	16/0.320	1.48	0.36	2.20	2.30	
1.25f	50/0.180	1.47	0.36	2.20	2.30	
2.0f	37/0.260	1.83	0.43	2.70	2.80	

Remark : 1. "f" means "flexible"

2. If you have special technical requirements, please inform us. Meet and exceed customer expectation is our commitment.

Category 3

Unshielded Twisted Pair Cable



SUPERCOMAL

Features :

- 24AWG Solid bare annealed conductor
- Solid Polyethylene Insulated.
- Twisted pairs (50 Pairs)

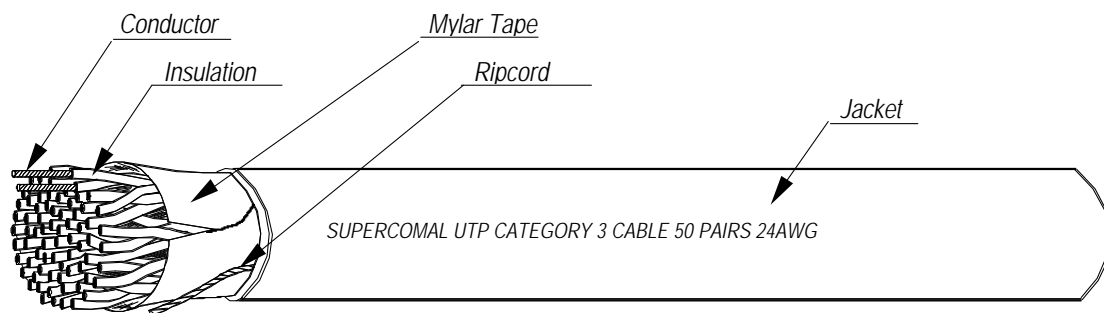
Application :

- For voice, data, video and low voltage control
- It fits in all LAN topologies including horizontal and vertical distribution, plenum and riser.

Wire B \ Wire A	Blue	Orange	Green	Brown	Gray
White	1st	2nd	3rd	4th	5th
Red	6th	7th	8th	9th	10th
Black	11th	12th	13th	14th	15th
Yellow	16th	17th	18th	19th	20th
Violet	21st	22nd	23rd	24th	25th

- 16.70mm PVC / LSZH-FR Compound jacketed.
- Colour-coded jacketed.
- Operating temperature : -20°C to +80°C
- Cadmium & Lead Free (< 5ppm)
- Packing method as per customer requirements.

Construction and Characteristics :



Testing Standard (TIA/EIA-568-B.2) ** 100 meter at 20°C **

Test Items \ MHZ	0.772	1	4	8	10	16
Impedance	100 ± 15 W					
Structural Return Loss (dB min.)	-	12	12	12	12	10
Attenuation (dB max.)	2.2	2.6	5.6	8.5	9.7	13.1
Delay (ns max.)	-	570	-	-	545	543
Skew (ns max.)	-	45	-	-	45	45
Near End Crosstalk (dB min.)	43.0	41.3	32.3	27.8	26.3	23.2

- Remark :
1. Under UL Subject 444, the minimum thickness for insulation is 0.178mm (average) and 0.152mm (at any point). While, for the jacket is 0.508mm (average) and 0.406mm (at any point).
 2. If you have special technical requirements, please inform us. Meet and exceed customer expectation is our commitment.

Category 3

Unshielded Twisted Pair Cable



Features :

- 24AWG Solid bare annealed conductor
- Solid Polyethylene Insulated.
- Twisted pairs (75 Pairs)

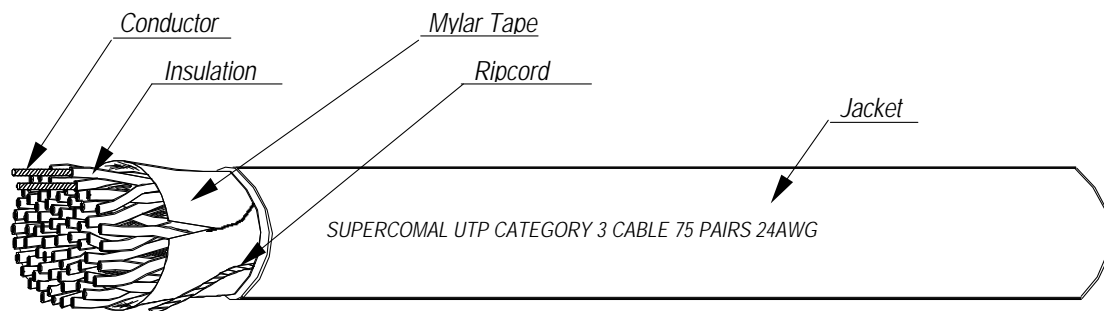
Application :

- For voice, data, video and low voltage control
- It fits in all LAN topologies including horizontal and vertical distribution, plenum and riser.

Wire B \ Wire A	Blue	Orange	Green	Brown	Gray
White	1st	2nd	3rd	4th	5th
Red	6th	7th	8th	9th	10th
Black	11th	12th	13th	14th	15th
Yellow	16th	17th	18th	19th	20th
Violet	21st	22nd	23rd	24th	25th

- 19.60mm PVC / LSZH-FR Compound jacketed.
- Colour-coded jacketed.
- Operating temperature : -20°C to +80°C
- Cadmium & Lead Free (< 5ppm)
- Packing method as per customer requirements.

Construction and Characteristics :



Testing Standard (TIA/EIA-568-B.2) ** 100 meter at 20°C **

Test Items \ MHZ	0.772	1	4	8	10	16
Impedance	100 ± 15 W					
Structural Return Loss (dB min.)	-	12	12	12	12	10
Attenuation (dB max.)	2.2	2.6	5.6	8.5	9.7	13.1
Delay (ns max.)	-	570	-	-	545	543
Skew (ns max.)	-	45	-	-	45	45
Near End Crosstalk (dB min.)	43.0	41.3	32.3	27.8	26.3	23.2

- Remark :
1. Under UL Subject 444, the minimum thickness for insulation is 0.178mm (average) and 0.152mm (at any point). While, for the jacket is 0.508mm (average) and 0.406mm(at any point).
 2. If you have special technical requirements, please inform us. Meet and exceed customer expectation is our commitment.

Category 3

Unshielded Twisted Pair Cable



SUPERCOMAL

Features :

- 24AWG Solid bare annealed conductor
- Solid Polyethylene Insulated.
- Twisted pairs (100 Pairs)

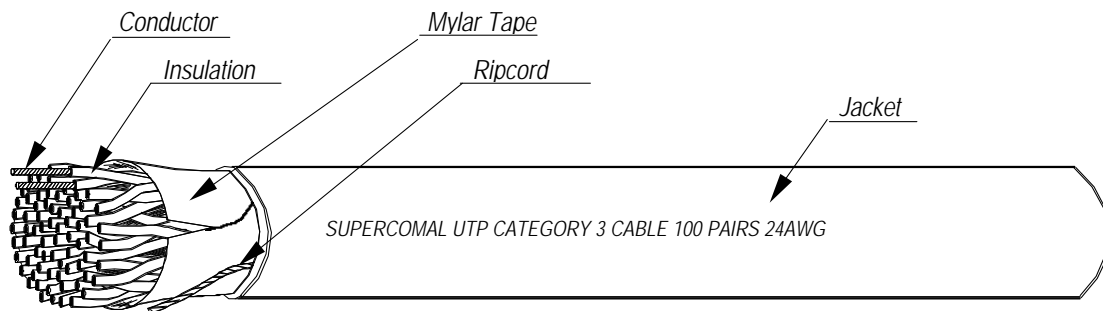
Application :

- For voice, data, video and low voltage control
- It fits in all LAN topologies including horizontal and vertical distribution, plenum and riser.

Wire B \ Wire A	Blue	Orange	Green	Brown	Gray
White	1st	2nd	3rd	4th	5th
Red	6th	7th	8th	9th	10th
Black	11th	12th	13th	14th	15th
Yellow	16th	17th	18th	19th	20th
Violet	21st	22nd	23rd	24th	25th

- 22.30mm PVC / LSZH-FR Compound jacketed.
- Colour-coded jacketed.
- Operating temperature : -20°C to +80°C
- Cadmium & Lead Free (< 5ppm)
- Packing method as per customer requirements.

Construction and Characteristics :



Testing Standard (TIA/EIA-568-B.2) ** 100 meter at 20°C **

Test Items \ MHZ	0.772	1	4	8	10	16
Impedance	100 ± 15 W					
Structural Return Loss (dB min.)	-	12	12	12	12	10
Attenuation (dB max.)	2.2	2.6	5.6	8.5	9.7	13.1
Delay (ns max.)	-	570	-	-	545	543
Skew (ns max.)	-	45	-	-	45	45
Near End Crosstalk (dB min.)	43.0	41.3	32.3	27.8	26.3	23.2

- Remark :
1. Under UL Subject 444, the minimum thickness for insulation is 0.178mm (average) and 0.152mm (at any point). While, for the jacket is 0.508mm (average) and 0.406mm(at any point).
 2. If you have special technical requirements, please inform us. Meet and exceed customer expectation is our commitment.

Category 5 Enhanced Foiled Twisted Pair Cable



SUPERCOMAL

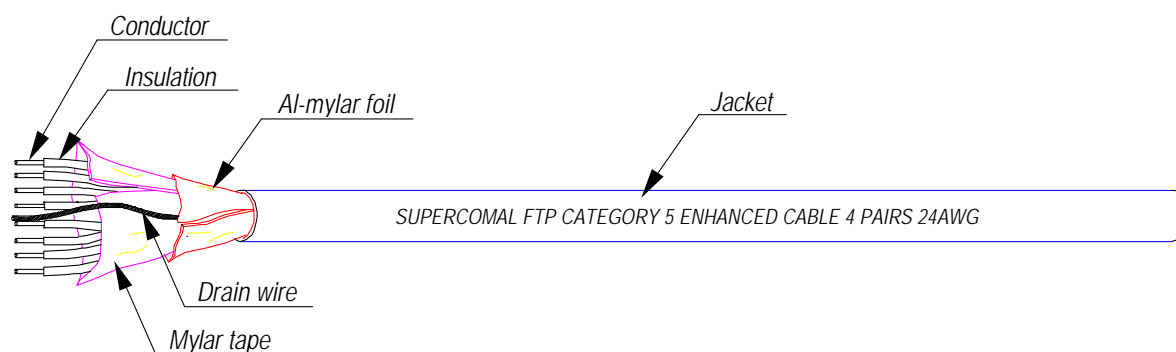
Features :

- 24AWG Solid bare annealed conductor
- Solid Polyethylene Insulated.
- Twisted pairs
 - Pair 1 : Blue + White/Blue
 - Pair 2 : Orange + White/Orange
 - Pair 3 : Green + White/Green
 - Pair 4 : Brown + White/Brown
- Overall Al-mylar foil with 24AWG drain wire.
- 5.80mm PVC / LSZH-FR Compound jacketed.
- Colour-coded jacketed.
- Operating temperature : -20°C to +80°C
- Cadmium & Lead Free (< 5ppm)
- 305m per Box

Application :

- For voice, data, video and low voltage control
- It fits in all LAN topologies including horizontal and vertical distribution, plenum and riser.

Construction and Characteristics :



Testing Standard (TIA/EIA-568-B.2) ** 100 meter at 20°C **

Test Items \ MHZ	0.772	1	4	8	10	16	20	25	31.25	62.5	100
Impedance	$100 \pm 15 \text{ } \Omega$										
Structural Return Loss (dB min.)	-	23	23	23	23	23	23	22	21	18	16
Attenuation (dB max.)	1.8	2.0	4.1	5.8	6.5	8.2	9.3	10.4	11.7	17.0	22.0
Delay (ns max.)	-	570	-	-	545	-	-	-	-	-	538
Skew (ns max.)	-	45	-	-	45	-	-	-	-	-	45
Near End Crosstalk (dB min.)	67	65.3	56.3	51.8	50.3	47.3	45.8	44.3	42.9	38.4	35.3
PSNEXT (dB min.)	64	62.3	53.3	48.8	47.3	44.4	42.8	41.3	39.9	35.4	32.3
ELFEXT (dB min.)	66	63.8	51.7	45.7	43.8	39.7	37.7	35.8	33.9	27.8	23.8
PSELFEXT (dB min.)	63	60.8	48.7	42.7	40.7	36.7	34.7	32.8	30.9	24.6	20.8

Remark : 1. Under UL Subject 444, the minimum thickness for insulation is 0.178mm (average) and 0.152mm (at any point). While, for the jacket is 0.508mm (average) and 0.406mm (at any point).

2. If you have special technical requirements, please inform us. Meet and exceed customer expectation is our commitment.

Category 5 Enhanced Foiled Twisted Pair Patch Cable



SUPERCOMAL

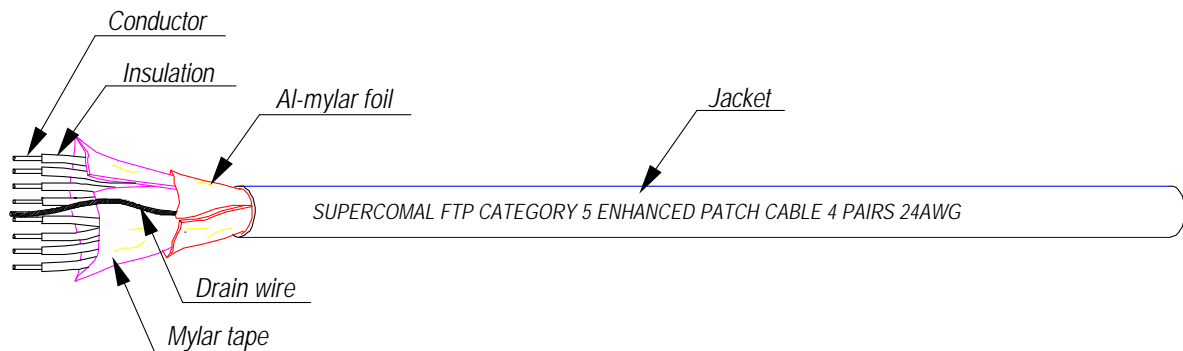
Features :

- 24AWG Stranded bare annealed conductor
- Solid Polyethylene Insulated.
- Twisted pairs
 - Pair 1 : Blue + White/Blue
 - Pair 2 : Orange + White/Orange
 - Pair 3 : Green + White/Green
 - Pair 4 : Brown + White/Brown
- Overall Al-mylar foil with 24AWG drain wire.
- 5.80mm PVC / LSZH-FR Compound jacketed.
- Colour-coded jacketed.
- Rating temperature : -20°C to +80°C
- Cadmium & Lead Free (< 5ppm)
- 305m per Box

Application :

- For voice, data, video and low voltage control
- It fits in all LAN topologies including horizontal and vertical distribution, plenum and riser.

Construction and Characteristics :



Testing Standard (TIA/EIA-568-B.2) ** 100 meter at 20°C **

Test Items \ MHZ	0.772	1	4	8	10	16	20	25	31.25	62.5	100
Impedance	$100 \pm 15 \text{ } \Omega$										
Structural Return Loss (dB min.)	-	23	23	23	23	23	23	22	21	18	16
Attenuation (dB max.)	2.2	2.4	4.9	7.0	7.8	9.8	11.1	12.5	14.0	20.4	26.4
Delay (ns max.)	-	570	-	-	545	-	-	-	-	-	538
Skew (ns max.)	-	45	-	-	45	-	-	-	-	-	45
Near End Crosstalk (dB min.)	67	65.3	56.3	51.8	50.3	47.3	45.8	44.3	42.9	36.4	35.3
PSNEXT (dB min.)	64	62.3	53.3	48.8	47.3	44.4	42.8	41.3	39.9	35.4	32.3
ELFEXT (dB min.)	66	63.8	51.7	45.7	43.8	39.7	37.7	35.8	33.9	27.8	23.8
PSELFEXT (dB min.)	63	60.8	48.7	42.7	40.7	36.7	34.7	32.8	30.9	24.6	20.8

Remark : 1. Under UL Subject 444, the minimum thickness for insulation is 0.178mm (average) and 0.152mm (at any point). While, for the jacket is 0.508mm (average) and 0.406mm (at any point).

2. If you have special technical requirements, please inform us. Meet and exceed customer expectation is our commitment.

Category 5 Enhanced Unshielded Twisted Pair Cable



SUPERCOMAL

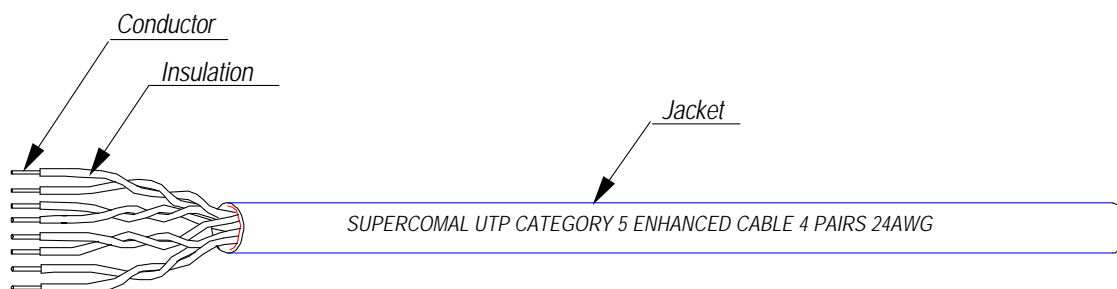
Features :

- 24AWG Solid bare annealed conductor
- Solid Polyethylene Insulated.
- Twisted pairs
 - Pair 1 : Blue + White/Blue
 - Pair 2 : Orange + White/Orange
 - Pair 3 : Green + White/Green
 - Pair 4 : Brown + White/Brown
- 5.20mm PVC / LSZH-FR Compound jacketed.
- Colour-coded jacketed.
- Operating temperature : -20°C to +80°C
- Cadmium & Lead Free (< 5ppm)
- 305m per Box

Application :

- For voice, data, video and low voltage control
- It fits in all LAN topologies including horizontal and vertical distribution, plenum and riser.

Construction and Characteristics :



Testing Standard (TIA/EIA-568-B.2) ** 100 meter at 20°C **

Test Items \ MHZ	0.772	1	4	8	10	16	20	25	31.25	62.5	100
Impedance	100 ± 15 W										
Structural Return Loss (dB min.)	-	23	23	23	23	23	23	22	21	18	16
Attenuation (dB max.)	1.8	2.0	4.1	5.8	6.5	8.2	9.3	10.4	11.7	17.0	22.0
Delay (ns max.)	-	570	-	-	545	-	-	-	-	-	538
Skew (ns max.)	-	45	-	-	45	-	-	-	-	-	45
Near End Crosstalk (dB min.)	67	65.3	56.3	51.8	50.3	47.3	45.8	44.3	42.9	38.4	35.3
PSNEXT (dB min.)	64	62.3	53.3	48.8	47.3	44.4	42.8	41.3	39.9	35.4	32.3
ELFEXT (dB min.)	66	63.8	51.7	45.7	43.8	39.7	37.7	35.8	33.9	27.8	23.8
PSELFEXT (dB min.)	63	60.8	48.7	42.7	40.7	36.7	34.7	32.8	30.9	24.6	20.8

- Remark :
1. Under UL Subject 444, the minimum thickness for insulation is 0.178mm (average) and 0.152mm (at any point). While, for the jacket is 0.508mm (average) and 0.406mm(at any point).
 2. If you have special technical requirements, please inform us. Meet and exceed customer expectation is our commitment.

Category 5 Enhanced Unshielded Twisted Pair Patch Cable



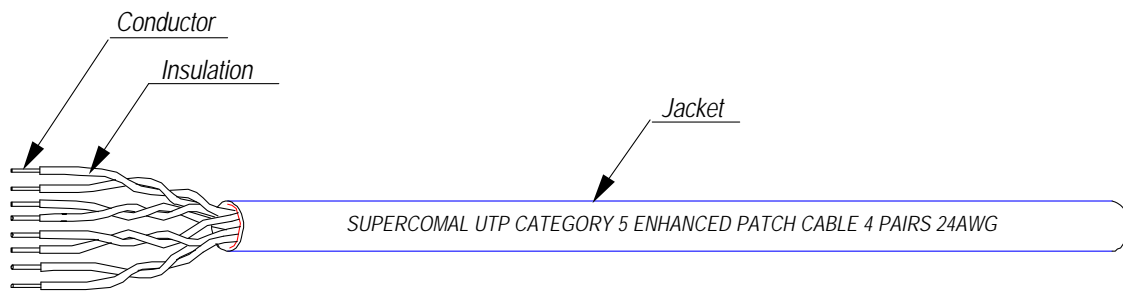
Features :

- 24AWG Stranded bare annealed conductor
- Solid Polyethylene Insulated.
- Twisted pairs
 - Pair 1 : Blue + White/Blue
 - Pair 2 : Orange + White/Orange
 - Pair 3 : Green + White/Green
 - Pair 4 : Brown + White/Brown
- 5.20mm PVC / LSZH-FR Compound jacketed.
- Colour-coded jacketed.
- Rating temperature : -20°C to +80°C
- Cadmium & Lead Free (< 5ppm)
- 305m per Box

Application :

- For voice, data, video and low voltage control
- It fits in all LAN topologies including horizontal and vertical distribution, plenum and riser.

Construction and Characteristics :



Testing Standard (TIA/EIA-568-B.2) ** 100 meter at 20°C **

Test Items \ MHZ	0.772	1	4	8	10	16	20	25	31.25	62.5	100
Impedance	$100 \pm 15 \Omega$										
Structural Return Loss (dB min.)	-	23	23	23	23	23	23	22	21	18	16
Attenuation (dB max.)	2.2	2.4	4.9	7.0	7.8	9.8	11.1	12.5	14.0	20.4	26.4
Delay (ns max.)	-	570	-	-	545	-	-	-	-	-	538
Skew (ns max.)	-	45	-	-	45	-	-	-	-	-	45
Near End Crosstalk (dB min.)	67	65.3	56.3	51.8	50.3	47.3	45.8	44.3	42.9	36.4	35.3
PSNEXT (dB min.)	64	62.3	53.3	48.8	47.3	44.4	42.8	41.3	39.9	35.4	32.3
ELFEXT (dB min.)	66	63.8	51.7	45.7	43.8	39.7	37.7	35.8	33.9	27.8	23.8
PSELFEXT (dB min.)	63	60.8	48.7	42.7	40.7	36.7	34.7	32.8	30.9	24.6	20.8

- Remark :
1. Under UL Subject 444, the minimum thickness for insulation is 0.178mm (average) and 0.152mm (at any point). While, for the jacket is 0.508mm (average) and 0.406mm(at any point).
 2. If you have special technical requirements, please inform us. Meet and exceed customer expectation is our commitment.

Category 5

Foiled Twisted Pair Cable



SUPERCOMAL

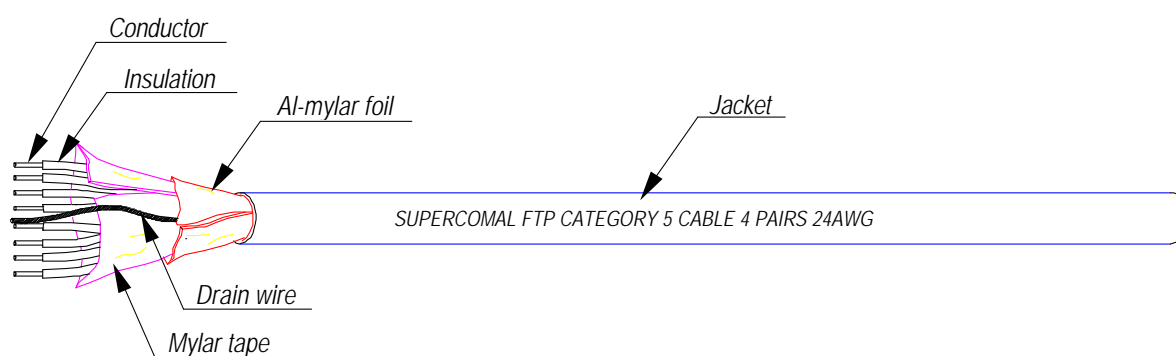
Features :

- 24AWG Solid bare annealed conductor
- Solid Polyethylene Insulated.
- Twisted pairs
 - Pair 1 : Blue + White/Blue
 - Pair 2 : Orange + White/Orange
 - Pair 3 : Green + White/Green
 - Pair 4 : Brown + White/Brown
- Overall Al-mylar foil with 24AWG drain wire
- 5.80mm PVC / LSZH-FR jacketed.
- Colour-coded jacketed.
- Rating temperature : -20°C to +80°C
- Cadmium & Lead Free (< 5ppm)
- 305m per Box.

Application :

- For voice, data, video and low voltage control
- It fits in all LAN topologies including horizontal and vertical distribution, plenum and riser.

Construction and Characteristics :



Testing Standard (TIA/EIA-568-B.2) ** 100 meter at 20°C **

Test Items	MHZ	0.772	1	4	8	10	16	20	25	31.25	62.5	100
Impedance		100 ± 15 W										
Structural Return Loss (dB min.)		-	23	23	23	23	23	23	22	21	18	16
Attenuation (dB max.)		1.8	2.0	4.1	5.8	6.5	8.2	9.3	10.4	11.7	17.0	22.0
Delay (ns max.)		-	570	-	-	545	-	-	-	-	-	538
Skew (ns max.)		-	45	-	-	45	-	-	-	-	-	45
Near End Crosstalk (dB min.)		64	62	53	48	47	44	42	41	39	35	32

- Remark :
1. Under UL Subject 444, the minimum thickness for insulation is 0.178mm (average) and 0.152mm (at any point). While, for the jacket is 0.508mm (average) and 0.406mm (at any point).
 2. If you have special technical requirements, please inform us. Meet and exceed customer expectation is our commitment.

Category 5

Foiled Twisted Pair Patch Cable



SUPERCOMAL

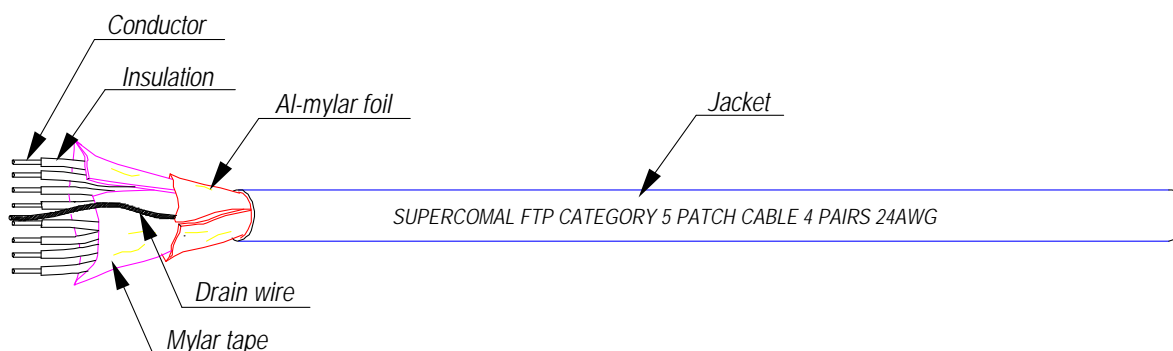
Features :

- 24AWG Stranded bare annealed conductor
- Solid Polyethylene Insulated.
- Twisted pairs
 - Pair 1 : Blue + White/Blue
 - Pair 2 : Orange + White/Orange
 - Pair 3 : Green + White/Green
 - Pair 4 : Brown + White/Brown
- Overall Al-mylar foil with 24AWG drain wire.
- 5.80mm PVC / LSZH-FR Compound jacketed.
- Colour-coded jacketed.
- Rating temperature : -20°C to +80°C
- Cadmium & Lead Free (< 5ppm)
- 305m per Box.

Application :

- For voice, data, video and low voltage control
- It fits in all LAN topologies including horizontal and vertical distribution, plenum and riser.

Construction and Characteristics :



Testing Standard (TIA/EIA-568-B.2) ** 100 meter at 20°C **

Test Items \ MHZ	0.772	1	4	8	10	16	20	25	31.25	62.5	100
Impedance	$100 \pm 15 \text{ } \Omega$										
Structural Return Loss (dB min.)	-	23	23	23	23	23	23	22	21	18	16
Attenuation (dB max.)	2.2	2.4	4.9	7.0	7.8	9.8	11.1	12.5	14.0	20.4	26.4
Delay (ns max.)	-	570	-	-	545	-	-	-	-	-	538
Skew (ns max.)	-	45	-	-	45	-	-	-	-	-	45
Near End Crosstalk (dB min.)	64	62	53	48	47	44	42	41	39	35	32

- Remark :
1. Under UL Subject 444, the minimum thickness for insulation is 0.178mm (average) and 0.152mm (at any point). While, for the jacket is 0.508mm (average) and 0.406mm (at any point).
 2. If you have special technical requirements, please inform us. Meet and exceed customer expectation is our commitment.

Category 5

Unshielded Twisted Pair Cable



SUPERCOMAL

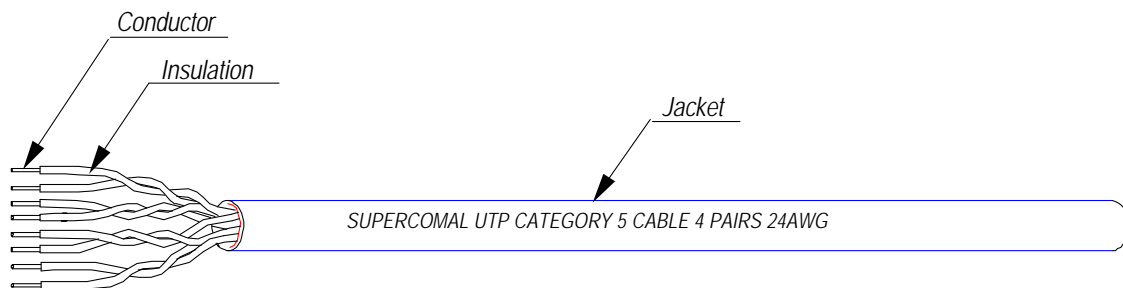
Features :

- 24AWG Solid bare annealed conductor
- Solid Polyethylene Insulated.
- Twisted pairs
 - Pair 1 : Blue + White/Blue
 - Pair 2 : Orange + White/Orange
 - Pair 3 : Green + White/Green
 - Pair 4 : Brown + White/Brown
- 5.20mm PVC / LSZH-FR Compound jacketed.
- Colour-coded jacketed.
- Operating temperature : -20°C to +80°C
- Cadmium & Lead Free (< 5ppm)
- 305m per Box

Application :

- For voice, data, video and low voltage control
- It fits in all LAN topologies including horizontal and vertical distribution, plenum and riser.

Construction and Characteristics :



Testing Standard (TIA/EIA-568-B.2) ** 100 meter at 20°C **

Test Items \ MHZ	0.772	1	4	8	10	16	20	25	31.25	62.5	100
Impedance	$100 \pm 15 \Omega$										
Structural Return Loss (dB min.)	-	23	23	23	23	23	23	22	21	18	16
Attenuation (dB max.)	1.8	2.0	4.1	5.8	6.5	8.2	9.3	10.4	11.7	17.0	22.0
Delay (ns max.)	-	570	-	-	545	-	-	-	-	-	538
Skew (ns max.)	-	45	-	-	45	-	-	-	-	-	45
Near End Crosstalk (dB min.)	64	62	53	48	47	44	42	41	39	35	32

Remark : 1. Under UL Subject 444, the minimum thickness for insulation is 0.178mm (average) and 0.152mm (at any point). While, for the jacket is 0.508mm (average) and 0.406mm (at any point).

2. If you have special technical requirements, please inform us. Meet and exceed customer expectation is our commitment.

Category 5

Unshielded Twisted Pair Cable



SUPERCOMAL

Features :

- 24AWG Solid bare annealed conductor
- Solid Polyethylene Insulated.
- Twisted pairs (25 Pairs)

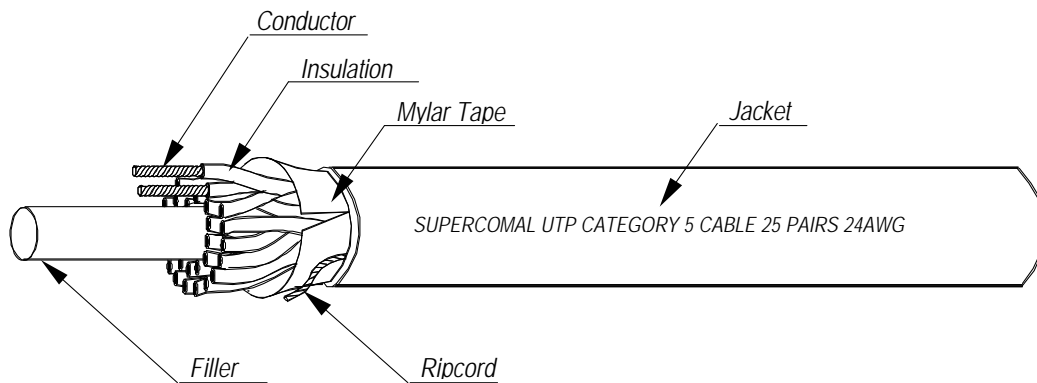
Application :

- For voice, data, video and low voltage control
- It fits in all LAN topologies including horizontal and vertical distribution, plenum and riser.

Wire B \ Wire A	Blue	Orange	Green	Brown	Gray
White	1st	2nd	3rd	4th	5th
Red	6th	7th	8th	9th	10th
Black	11th	12th	13th	14th	15th
Yellow	16th	17th	18th	19th	20th
Violet	21st	22nd	23rd	24th	25th

- 12.00mm PVC / LSZH-FR Compound jacketed.
- Colour-coded jacketed.
- Operating temperature : -20°C to +80°C
- Cadmium & Lead Free (< 5ppm)
- Packing method as per customer requirements.

Construction and Characteristics :



Testing Standard (TIA/EIA-568-B.2) ** 100 meter at 20°C **

Test Items \ MHZ	0.772	1	4	8	10	16	20	25	31.25	62.5	100
Impedance	$100 \pm 15 \text{ } \Omega$										
Structural Return Loss (dB min.)	-	23	23	23	23	23	23	22	21	18	16
Attenuation (dB max.)	1.8	2.0	4.1	5.8	6.5	8.2	9.3	10.4	11.7	17.0	22.0
Delay (ns max.)	-	570	-	-	545	-	-	-	-	-	538
Skew (ns max.)	-	45	-	-	45	-	-	-	-	-	45
Near End Crosstalk (dB min.)	64	62	53	48	47	44	42	41	39	35	32

- Remark :
1. Under UL Subject 444, the minimum thickness for insulation is 0.178mm (average) and 0.152mm (at any point). While, for the jacket is 0.508mm (average) and 0.406mm (at any point).
 2. If you have special technical requirements, please inform us. Meet and exceed customer expectation is our commitment.

Category 5

Unshielded Twisted Pair Patch Cable



SUPERCOMAL

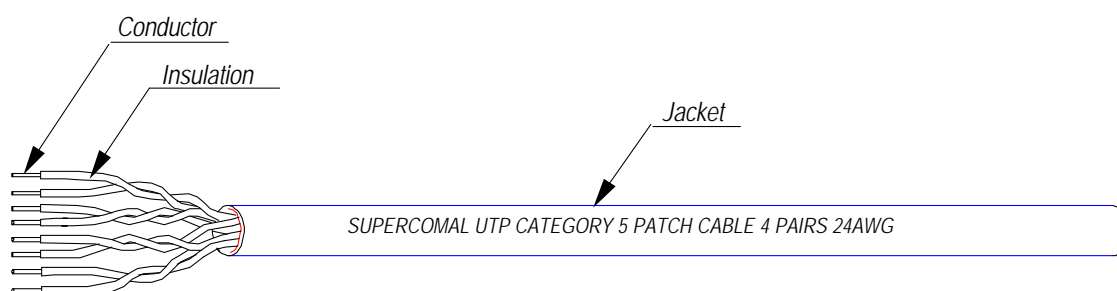
Features :

- 24AWG Stranded bare annealed conductor
- Solid Polyethylene Insulated.
- Twisted pairs
 - Pair 1 : Blue + White/Blue
 - Pair 2 : Orange + White/Orange
 - Pair 3 : Green + White/Green
 - Pair 4 : Brown + White/Brown
- 5.20mm PVC / LSZH-FR Compound jacketed.
- Colour-coded jacketed.
- Rating temperature : -20°C to +80°C
- Cadmium & Lead Free (< 5ppm)
- 305m per Box

Application :

- For voice, data, video and low voltage control
- It fits in all LAN topologies including horizontal and vertical distribution, plenum and riser.

Construction and Characteristics :



Testing Standard (TIA/EIA-568-B.2) ** 100 meter at 20°C **

Test Items \ MHZ	0.772	1	4	8	10	16	20	25	31.25	62.5	100
Impedance	$100 \pm 15 \Omega$										
Structural Return Loss (dB min.)	-	23	23	23	23	23	23	22	21	18	16
Attenuation (dB max.)	2.2	2.4	4.9	7.0	7.8	9.8	11.1	12.5	14.0	20.4	26.4
Delay (ns max.)	-	570	-	-	545	-	-	-	-	-	538
Skew (ns max.)	-	45	-	-	45	-	-	-	-	-	45
Near End Crosstalk (dB min.)	64	62	53	48	47	44	42	41	39	35	32

- Remark :
1. Under UL Subject 444, the minimum thickness for insulation is 0.178mm (average) and 0.152mm (at any point). While, for the jacket is 0.508mm (average) and 0.406mm (at any point).
 2. If you have special technical requirements, please inform us. Meet and exceed customer expectation is our commitment.

Category 6

Unshielded Twisted Pair Cable



SUPERCOMAL

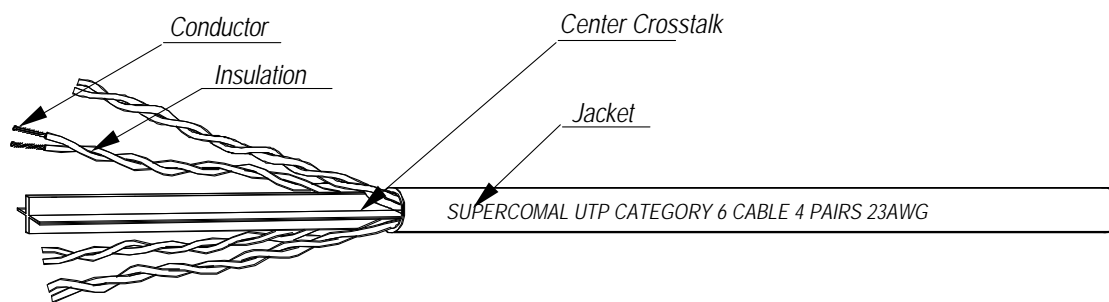
Features :

- 23AWG Solid bare annealed conductor
- Solid Polyethylene Insulated.
- Twisted pairs
 - Pair 1 : Blue + White/Blue
 - Pair 2 : Orange + White/Orange
 - Pair 3 : Green + White/Green
 - Pair 4 : Brown + White/Brown
- 6.20mm PVC / LSZH-FR Compound jacketed.
- Colour-coded jacketed.
- Operating temperature : -20°C to +80°C
- Cadmium & Lead Free (< 5ppm)
- 305m per Box

Application :

- For voice, data, video and low voltage control
- It fits in all LAN topologies including horizontal and vertical distribution, plenum and riser.

Construction and Characteristics :



Testing Standard (TIA/EIA-568-B.2) ** 100 meter at 20°C **

Test Items \ MHZ	1	4	8	10	16	20	25	31.25	62.5	100	200	250
Impedance	$100 \pm 15 \Omega$											
Return Loss (dB min.)	20.0	23.0	24.5	25.0	25.0	25.0	24.3	23.6	21.5	20.1	18.0	17.3
Attenuation (dB max.)	2.0	3.8	5.3	6.0	7.6	8.5	9.5	10.7	15.4	19.8	29.0	32.8
Delay (ns max.)	570	-	-	545	-	-	-	-	-	538	-	536
Skew (ns max.)	45	-	-	45	-	-	-	-	-	45	-	45
Near End Crosstalk (dB min.)	74.3	65.3	60.8	59.3	56.2	54.8	53.3	51.9	47.4	44.3	39.8	38.3
PSNEXT (dB min.)	72.3	63.3	58.8	57.3	54.2	52.8	51.3	49.9	45.4	42.3	37.8	36.3
ELFEXT (dB min.)	67.8	55.8	49.7	47.8	43.7	41.8	39.8	37.9	31.9	27.8	21.8	19.8
PSELFEXT (dB min.)	64.8	52.8	46.7	44.8	40.7	38.8	36.8	34.9	28.9	24.8	18.8	16.8
LCL (dB min.)	40.0	40.0	40.0	40.0	38.0	37.0	36.0	35.1	32.0	30.0	27.0	26.0

Remark : 1. Under UL Subject 444, the minimum thickness for insulation is 0.178mm (average) and 0.152mm (at any point). While, for the jacket is 0.508mm (average) and 0.406mm(at any point).

2. If you have special technical requirements, please inform us. Meet and exceed customer expectation is our commitment.

Category 6

Unshielded Twisted Pair Patch Cable



SUPERCOMAL

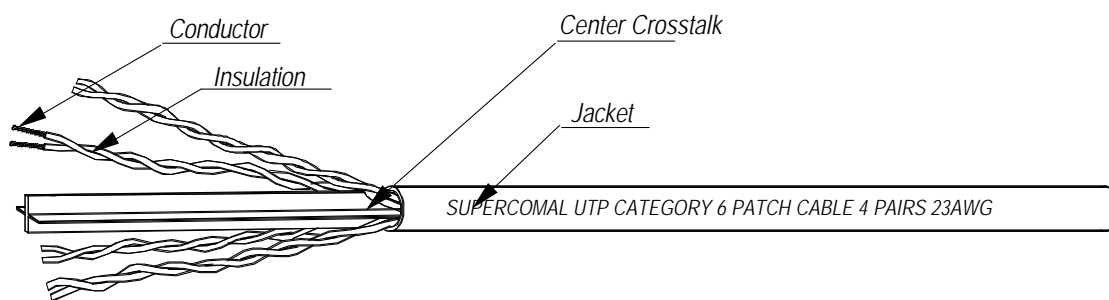
Features :

- 23AWG Stranded bare annealed conductor
- Solid Polyethylene Insulated.
- Twisted pairs
 - Pair 1 : Blue + White/Blue
 - Pair 2 : Orange + White/Orange
 - Pair 3 : Green + White/Green
 - Pair 4 : Brown + White/Brown
- 6.20mm PVC / LSZH-FR Compound jacketed.
- Colour-coded jacketed.
- Operating temperature : -20°C to +80°C
- Cadmium & Lead Free (< 5ppm)
- 305m per Box

Application :

- For voice, data, video and low voltage control
- It fits in all LAN topologies including horizontal and vertical distribution, plenum and riser.

Construction and Characteristics :



Testing Standard (TIA/EIA-568-B.2) ** 100 meter at 20°C **

Test Items \ MHZ	1	4	8	10	16	20	25	31.25	62.5	100	200	250
Impedance	100 ± 15 W											
Return Loss (dB min.)	20.0	23.0	24.5	25.0	25.0	25.0	24.3	23.6	21.5	20.1	18.0	17.3
Attenuation (dB max.)	2.4	4.5	6.4	7.1	9.1	10.2	11.4	12.8	18.5	23.8	34.8	39.4
Delay (ns max.)	570	-	-	545	-	-	-	-	-	538	-	536
Skew (ns max.)	45	-	-	45	-	-	-	-	-	45	-	45
Near End Crosstalk (dB min.)	74.3	65.3	60.8	59.3	56.2	54.8	53.3	51.9	47.4	44.3	39.8	38.3
PSNEXT (dB min.)	72.3	63.3	58.8	57.3	54.2	52.8	51.3	49.9	45.4	42.3	37.8	36.3
ELFEXT (dB min.)	67.8	55.8	49.7	47.8	43.7	41.8	39.8	37.9	31.9	27.8	21.8	19.8
PSELFEXT (dB min.)	64.8	52.8	46.7	44.8	40.7	38.8	36.8	34.9	28.9	24.8	18.8	16.8
LCL (dB min.)	40.0	40.0	40.0	40.0	38.0	37.0	36.0	35.1	32.0	30.0	27.0	26.0

Remark : 1. Under UL Subject 444, the minimum thickness for insulation is 0.178mm (average) and 0.152mm (at any point). While, for the jacket is 0.508mm (average) and 0.406mm (at any point).

2. If you have special technical requirements, please inform us. Meet and exceed customer expectation is our commitment.



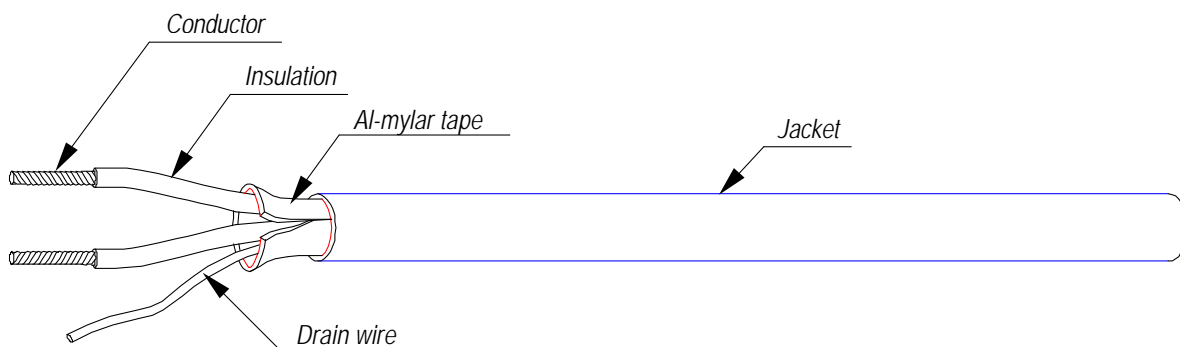
Features :

- Stranded tinned annealed conductor.
- Two-conductor Polyvinyl Chloride insulated.
- 100% Aluminium-mylar shield with drain wire.
- Colour-coded PVC jacketed.
- Rating temperature : 80°C
- Rating voltage : 300V

Application :

- Internal wiring of electronic equipment.

Construction and Characteristics :



Conductor				Insulation				Jacket		Max. cond. resistance 25°C (Ω/km)	Min. ins. resistance 20°C (MΩ/km)	Dielectric withstand voltage (AC/1 min)	Packing Length per roll
Type	Size (AWG)	Strand (No/mm)	Strand O.D (mm)	Thickness Average (mm)	Nom. O.D. (mm)	No. of Pairs	Strand O.D (mm)	Thickness Average (mm)	Nom. O.D. (mm)				
Stranded tinned copper	22	17/0.160	0.76	0.23	1.30	1	2.12	0.76	4.20	56.1	5	1500	1000Ft (305M) or 500ft (153M)
		17/0.160	0.76	0.23	1.30	2	3.47	0.76	5.50				
	20	21/0.180	0.95	0.23	1.60	1	2.61	0.76	4.70	35.3			
		21/0.180	0.95	0.23	1.60	2	4.27	0.76	6.30				
	18	34/0.180	1.21	0.23	1.85	1	3.02	0.76	5.10	22.2			
		34/0.180	1.21	0.23	1.85	2	4.94	0.76	7.00				

SAC-300 / SAC-600

Not Heat-Shrinkable PVC Tubing



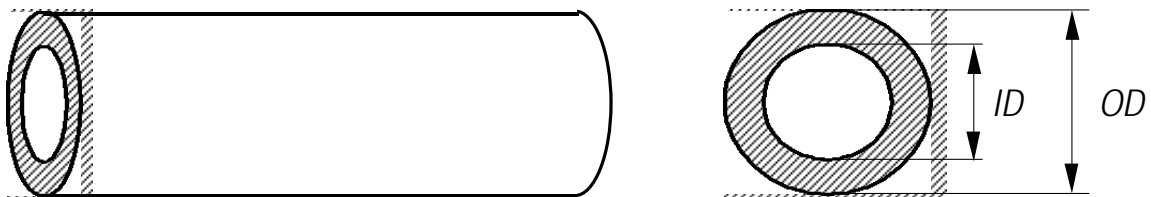
Application :

- The tubing is intended for use in damp or dry locations to insulate bare live parts or to supplement existing insulation in electrical equipment.

Rating :

- SAC-300:- suitable used for 105°C 300V maximum.
- SAC-600:- suitable used for 105°C 600V maximum.

Construction :



Size :

AWG	ID	PVC-300			PVC-600		
		Any Point	Average	OD	Any Point	Average	OD
20	0.864	0.330	0.40	1.70	0.431	0.60	2.10
19	0.965	0.330	0.40	1.80	0.431	0.60	2.20
18	1.067	0.330	0.40	1.90	0.431	0.60	2.30
17	1.190	0.330	0.40	2.00	0.559	0.70	2.60
16	1.340	0.330	0.40	2.15	0.559	0.70	2.75
15	1.500	0.330	0.40	2.30	0.559	0.70	2.90
14	1.680	0.330	0.40	2.50	0.559	0.70	3.10
13	1.930	0.330	0.40	2.70	0.559	0.70	3.35
12	2.160	0.330	0.40	3.00	0.559	0.70	3.60
11	2.410	0.330	0.40	3.20	0.559	0.70	3.80
10	2.690	0.330	0.40	3.50	0.559	0.70	4.10
9	3.000	0.431	0.55	4.10	0.559	0.70	4.40
8	3.380	0.431	0.55	4.50	0.559	0.70	4.80
7	3.760	0.431	0.55	4.90	0.559	0.70	5.20
6	4.220	0.431	0.55	5.35	0.559	0.70	5.65
5	4.720	0.431	0.55	5.85	0.559	0.70	6.15
4	5.280	0.431	0.55	6.40	0.559	0.70	6.70
3	5.940	0.431	0.55	7.05	0.559	0.70	7.35
2	6.680	0.431	0.55	7.80	0.559	0.70	8.10
1	7.470	0.431	0.55	8.60	0.559	0.70	8.90
0	8.380	0.431	0.55	9.50	0.559	0.70	9.80
5/16"	7.920	0.559	0.70	9.35	0.559	0.70	9.35
3/8"	9.530	0.559	0.70	10.95	0.559	0.70	10.95
7/16"	11.100	0.559	0.70	12.50	0.559	0.70	12.50
1/2"	12.700	0.559	0.70	14.10	0.559	0.70	14.10

** All dimensions in mm & do not scale drawing



Features :

Unshielded / Shielded:

- Stranded bare annealed conductor.
- PVC insulated.
- Cores twisted together with fillers.
- Overall Aluminium mylar foil & drain wire.(optional)
- Bare copper braid shield. 85% coverage.(optional)
- Colour-coded PVC jacketed.
- Rating temperature : 60°C, 75°C, 105°C
- Rating voltage : 300V
- Flammability : UL VW-1 / CSA FT2 / Japan -F-

Application :

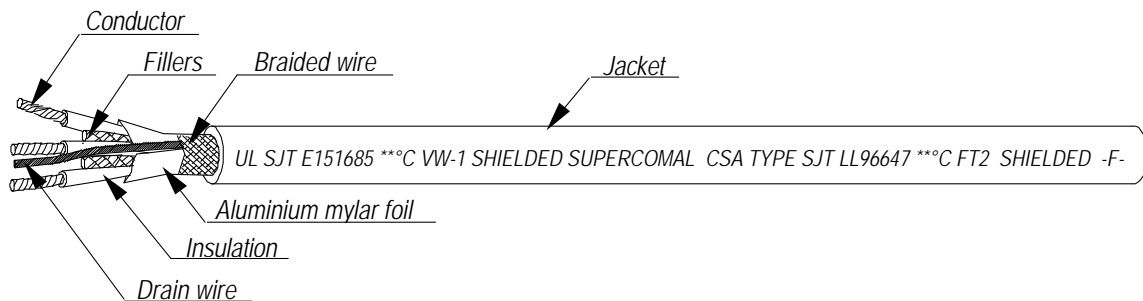
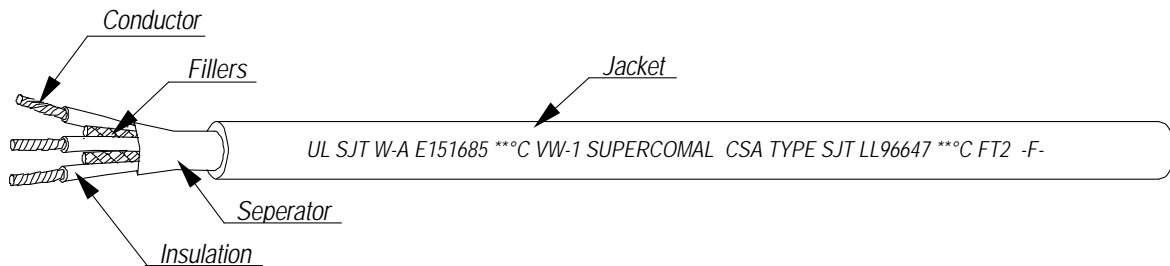
Unshielded:

- for light-duty portable tools, washing machines, polishers, sanders, vibrators, shop lights, therapeutic machines, dish washers and medical equipments.

Shielded:

- for power supply cord of computers to eliminate EMI and RFI.

Construction and Characteristics :



Conductor			Insulation				Shielded		Jacket		Max. cond. resistance 25°C (Ω/km)	Dielectric withstand voltage (AC/1 min)	Packing Length per roll (305M)
Type	Size (AWG)	Strand (No/mm)	Strand O.D (mm)	Thickness Average (mm)	Nom. O.D. (mm)	No. of core	Size (mm)	Nom. O.D. (mm)	Thickness Average (mm)	Nom. O.D. (mm)			
Unshielded (W-A)	18	43/0.16	1.21	0.77	2.75	2	-	-	0.88	7.40	22.2	2000	1000ft (305M)
	16	66/0.16	1.50	0.80	3.10	2	-	-	0.98	8.30	14.0		
	18	43/0.16	1.21	0.77	2.75	3	-	-	1.33	8.30	22.2		
	16	66/0.16	1.50	0.80	3.10	3	-	-	1.17	8.70	14.0		
	14	41/0.254	1.88	0.81	3.50	3	-	-	1.22	9.60	8.78		
Shielded	18	43/0.16	1.21	0.77	2.75	3	0.12	6.03	1.28	8.60	22.2	2000	1000ft (305M)
	16	66/0.16	1.50	0.80	3.10	3	0.12	6.73	1.28	9.30	14.0		

** W-A = outdoor use

- Remark :
1. Under UL Subject 758, the minimum thickness for insulation is 0.762mm (average) and 0.686mm (at any point). While, for the jacket is 0.762mm (average) and 0.584mm (at any point).
 2. If you have special technical requirements, please inform us. Meet and exceed customer expectation is our commitment.

UL SPT CSA SPT FT2 VW-1 SPT-1, SPT-2, SPT-3 Braidless Parallel Cord



SUPERCOMAL

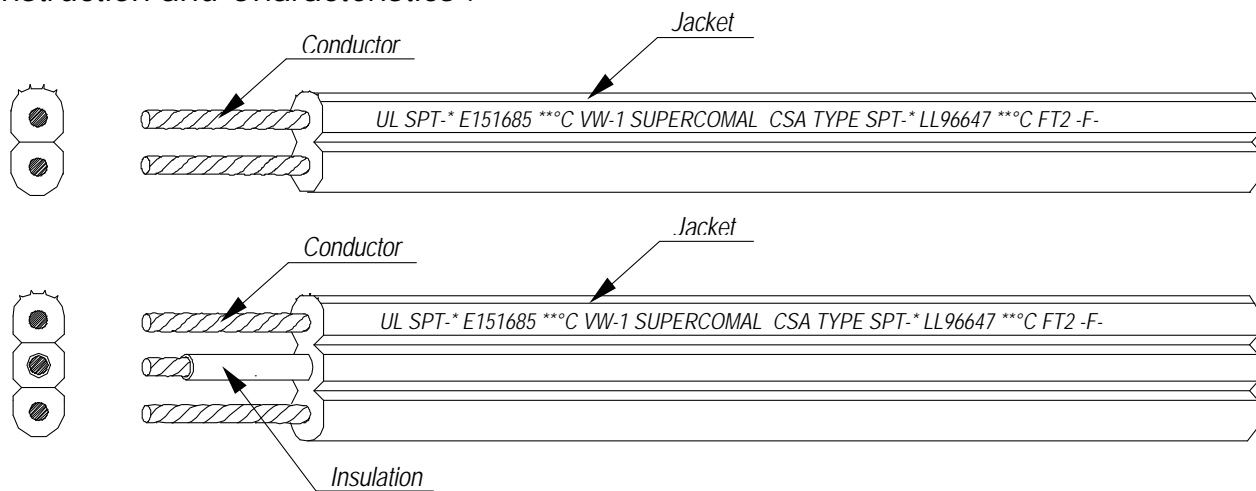
Features :

- Stranded bare annealed conductor.
- PVC insulated.
- Rating temperature : 60°C or 105°C
- Rating voltage : 300V
- Flammability : UL VW-1 / CSA FT2 / Japan -F-

Application :

- SPT-1 - For use in household clocks, fans, radios and similar appliances.
- SPT-2 - For heavier construction than SPT-1
- SPT-3 - For heavy-duty use in damp locations; especially for refrigerators and room-size air conditioners.

Construction and Characteristics :



Type	Conductor			Insulation			Max. cond. resistance 25°C (Ω/km)	Min. ins. resistance 20°C (MΩ/km)	Dielectric withstand voltage (AC/1 min)	Packing Length per roll
	Size (AWG)	No. of core	Strand (No/mm)	Strand O.D (mm)	Thickness Average (mm)	Diamension (thickness x width) (mm)				
SPT-1	18	2	43/0.160	1.21	0.79	2.80 x 5.60	22.2	0.762	1500	1000ft (305M) or 2000ft (610M)
	18	3	43/0.160	1.21	0.79	2.80 x 8.00	22.2			
SPT-2	18	2	43/0.160	1.21	1.09	3.40 x 6.80	22.2			
	16	2	26/0.254	1.50	1.10	3.70 x 7.40	14.0			
	18	3	43/0.160	1.21	1.19	3.60 x 8.60	22.2			
	16	3	26/0.254	1.50	1.15	3.80 x 9.60	14.0			
SPT-3	18	2	43/0.160	1.21	1.59	4.40 x 8.80	22.2			
	16	2	26/0.254	1.50	1.65	4.80 x 9.60	14.0			
	14	2	41/0.254	1.88	2.06	6.00 x 12.00	8.78			
	18	3	43/0.160	1.21	1.59	4.40 x 10.80	22.2			
	16	3	26/0.254	1.50	1.65	4.80 x 11.80	14.0			
	14	3	41/0.254	1.88	2.11	6.00 x 14.60	8.78			

- Remark :
1. Under UL Subject 62, the minimum thickness of SPT-1 is 0.762mm (average) and 0.686mm (at any point); SPT-2 is 1.14mm and 1.02mm respectively; SPT-3 is 1.52mm and 1.37mm for 18 - 16AWG and 2.03mm and 1.83mm for 14AWG.
 2. If you have special technical requirements, please inform us. Meet and exceed customer expectation is our commitment.



Features :

- Solid Tinned annealed conductor
- Polyvinyl Chloride Insulated.
- Twisted pairs and colour code.

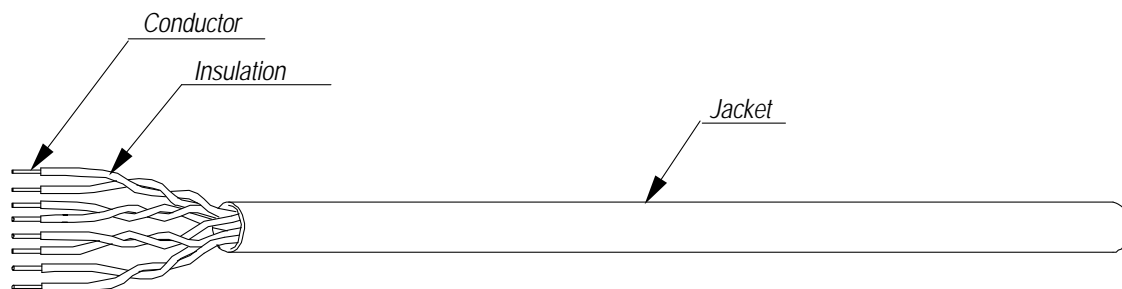
Application :

- For internal distribution telephone Cables

Wire B Wire A	Blue with wire A lining	Orange with wire A lining	Green with wire A lining	Brown with wire A lining	Gray with wire A lining
White	1st	2nd	3rd	4th	5th
Red	6th	7th	8th	9th	10th
Black	11th	12th	13th	14th	15th
Yellow	16th	17th	18th	19th	20th
Violet	21st	22nd	23rd	24th	25th

- Colour-coded PVC jacketed.
- Rating temperature : -20°C to +70°C

Construction and Characteristics :



Conductor		Insulation		Jacket		Nominal Capacitance pF / 500m	Packing Length per roll
Type	Pairs	Stranding (No/mm)	Thickness Any Point mm	Nominal O.D. mm	Thickness Average mm		
Solid	2	1 / 0.500	0.15	0.93	0.40	400	1000ft (305M)
Solid	3	1 / 0.500	0.15	0.93	0.50		1000ft (305M)
Solid	4	1 / 0.500	0.15	0.93	0.50		1000ft (305M)
Solid	5	1 / 0.500	0.15	0.93	0.60		1000ft (305M)
Solid	10	1 / 0.500	0.15	0.93	0.60		1000ft (305M)
Solid	25	1 / 0.500	0.15	0.93	0.80		1000ft (305M)
Solid	50	1 / 0.500	0.15	0.93	0.80		17.20

SAC-300 / SAC-600

Not Heat-Shrinkable PVC Tubing



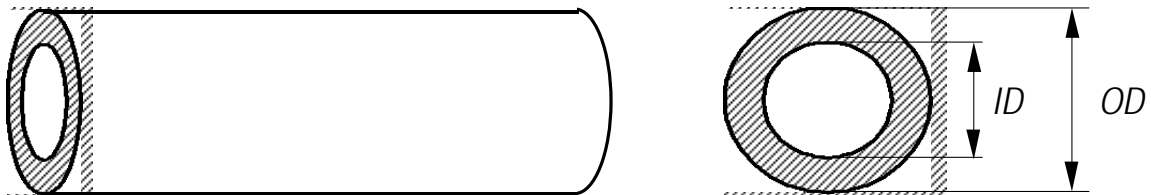
Application :

- The tubing is intended for use in damp or dry locations to insulate bare live parts or to supplement existing insulation in electrical equipment.

Rating :

- SAC-300:- suitable used for 105°C 300V maximum.
- SAC-600:- suitable used for 105°C 600V maximum.

Construction :



Size :

AWG	ID	PVC-300			PVC-600		
		Any Point	Average	OD	Any Point	Average	OD
20	0.864	0.330	0.40	1.70	0.431	0.60	2.10
19	0.965	0.330	0.40	1.80	0.431	0.60	2.20
18	1.067	0.330	0.40	1.90	0.431	0.60	2.30
17	1.190	0.330	0.40	2.00	0.559	0.70	2.60
16	1.340	0.330	0.40	2.15	0.559	0.70	2.75
15	1.500	0.330	0.40	2.30	0.559	0.70	2.90
14	1.680	0.330	0.40	2.50	0.559	0.70	3.10
13	1.930	0.330	0.40	2.70	0.559	0.70	3.35
12	2.160	0.330	0.40	3.00	0.559	0.70	3.60
11	2.410	0.330	0.40	3.20	0.559	0.70	3.80
10	2.690	0.330	0.40	3.50	0.559	0.70	4.10
9	3.000	0.431	0.55	4.10	0.559	0.70	4.40
8	3.380	0.431	0.55	4.50	0.559	0.70	4.80
7	3.760	0.431	0.55	4.90	0.559	0.70	5.20
6	4.220	0.431	0.55	5.35	0.559	0.70	5.65
5	4.720	0.431	0.55	5.85	0.559	0.70	6.15
4	5.280	0.431	0.55	6.40	0.559	0.70	6.70
3	5.940	0.431	0.55	7.05	0.559	0.70	7.35
2	6.680	0.431	0.55	7.80	0.559	0.70	8.10
1	7.470	0.431	0.55	8.60	0.559	0.70	8.90
0	8.380	0.431	0.55	9.50	0.559	0.70	9.80
5/16"	7.920	0.559	0.70	9.35	0.559	0.70	9.35
3/8"	9.530	0.559	0.70	10.95	0.559	0.70	10.95
7/16"	11.100	0.559	0.70	12.50	0.559	0.70	12.50
1/2"	12.700	0.559	0.70	14.10	0.559	0.70	14.10

** All dimensions in mm & do not scale drawing

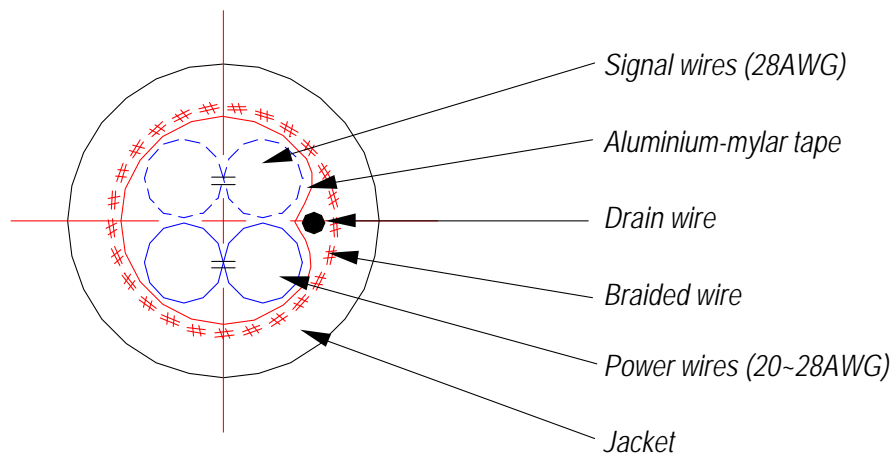
Features :

- Stranded tinned annealed conductor
- Twisted pairs
 - Signal wires : Green, White
28AWG HDPE insulated.
 - Power wires : Black, Red
28~20AWG Semi-rigid PVC insulated.
- 100% Aluminium mylar shield with drain wire.
- Tinned copper braid shield with 65% coverage.
- Colour-coded PVC jacketed.

Application :

- For connecting the computer peripherals to computer easily without having to reboot or run setup.

Construction and Characteristics :



Testing Standard : Universal Serial Bus Specification Rev. 2.0

Test Items \ MHZ	.064	.256	.512	.772	1	4	8	12	24	48	96	200	400
Impedance	90 W ± 15%												
Attenuation (dB max.)	0.08	0.11	0.13	0.15	0.20	0.39	0.57	0.67	0.95	1.35	1.9	3.2	5.8
Delay (ns max.)	26												
Skew (ps max.)	100												